

## LIFCO AB SER. B

ISIN: SE0015949201 WKN: -

## Overview

2024/07/26 19:32:04

Price

26.58 EUR

Difference  0.30% (0.08)

## General attributes

ISIN	SE0015949201
Symbol	LIFCO B
Exchange	Duesseldorf
Currency	EUR
Sector	Other
Security type	Stock
Market cap (m)	11,328 EUR
Benchmark	OMX STOCKHOLM 30 INDEX

## Market data

Bid (Bid size)	-
Ask (Ask size)	-
Open	26.46 EUR
High	26.58 EUR
Low	26.22 EUR
Close (prev. day)	26.50 EUR
VWAP	-
Volume (pcs)	0
Trading volume	0.00
Number of trades	7
Last size	0

## Futures and Options

Related Futures	-
Related Options	-









5y



Information about previous performance does not guarantee future performance.

Source: FactSet

## Recent research

on sector			
Date		Headline	Download
2024/07/26		Equity Weekly	
2024/07/24		Global Equity Ratings	
2024/07/24		Aktienempfehlungen Global	
2024/07/15		Aktienempfehlungen Global	
2024/07/12		Global Equity Ratings	

## Details

2024/07/26 19:32:04

## Price

26.58 EUR

Difference ▲ 0.30% (0.08)

## General attributes

ISIN	SE0015949201
Symbol	LIFCO B
Exchange	Duesseldorf
Currency	EUR
Sector	Other
Security type	Stock
Market cap (m)	11,328 EUR
Benchmark	OMX STOCKHOLM 30 INDEX

## Market data

Bid (Bid size)	-
Ask (Ask size)	-
Open	26.46 EUR
High	26.58 EUR
Low	26.22 EUR
Close (prev. day)	26.50 EUR
VWAP	-
Volume (pcs)	0
Trading volume	0.00
Number of trades	7
Last size	0

## Performance and Risk

	6m	1y	3y
Perf (%)	+19.78%	+46.08%	-
Perf (abs.)	+4.39	+8.39	-
Beta	1.26	1.06	1.33
Volatility	25.69	24.88	-

5y



Information about previous performance does not guarantee future performance.  
Source: FactSet

## Price data

Ø price 5 days   Ø volume 5 days (pcs.)	27.16 EUR (0)
Ø price 30 days   Ø volume 30 days (pcs.)	26.32 EUR (0)
Ø price 100 days   Ø volume 100 days (pcs.)	24.80 EUR (2)
Ø price 250 days   Ø volume 250 days (pcs.)	21.66 EUR (3)
YTD High   date	28.56 EUR (2024/07/12)
YTD Low   date	21.11 EUR (2024/01/17)
52 Weeks High   date	28.56 EUR (2024/07/12)
52 Weeks Low   date	15.25 EUR (2023/10/19)

## Arbitrage views

Exchange <span>⊕</span>	Date	Time	Price	Trading volume (mio.)	Number of trades
Tradegate	2024/07/26	22:26	26.74 EUR	0.01	27
Stuttgart	2024/07/26	13:56	26.52 EUR	0.00	9
Nasdaq Stockholm	2024/07/26	18:00	314.00 SEK	40.70	1,007
Munich	2024/07/26	08:04	26.62 EUR	0.00	2
London Stock	2024/06/26	18:10	278.80 SEK	28.44	1

Exchange	05					
Hanover	2024/07/26	08:01	26.50	EUR	0.00	3
Frankfurt	2024/07/26	16:45	26.84	EUR	0.01	1
FINRA other OTC Issues	2024/06/20	15:30	25.85	USD	0.01	2
Duesseldorf	2024/07/26	19:32	26.58	EUR	0.00	7
Berlin	2024/07/26	08:04	26.40	EUR	0.00	3

## Company profile

### Company Logo

The logo for LIFCO, consisting of the word "LIFCO" in a bold, blue, serif typeface.

### Company Profile

-

### Contact Details

LIFCO AB

--

----

Telefon: -

Fax: -

E-mail: -