

ANORA GROUP OYJ

ISIN: **FI4000292438** WKN: -

Overview

2024/09/13 18:49:18

Price
4.14 EURDifference  3.50% (0.14)

General attributes

ISIN	FI4000292438
Symbol	ANORA
Exchange	Stuttgart
Currency	EUR
Sector	Consumer Products
Security type	Stock
Market cap (m)	277 EUR
Benchmark	OMX HELSINKI 25

Market data

Bid (Bid size)	- (0)
Ask (Ask size)	- (0)
Open	3.965 EUR
High	4.14 EUR
Low	3.96 EUR
Close (prev. day)	4.00 EUR
VWAP	-
Volume (pcs)	30
Trading volume	123.00
Number of trades	6
Last size	0

Futures and Options











Related Futures	-
Related Options	-

5y



Information about previous performance does not guarantee future performance.
Source: FactSet

Recent research

on sector		on market	
Date		Headline	Download
2024/09/11		Global Equity Ratings	
2024/09/11		Aktienempfehlungen Global	
2024/09/09		Aktienempfehlungen Österreich	
2024/09/05		Global Equity Ratings	
2024/09/05		Aktienempfehlungen Global	

Details

2024/09/13 18:49:18

Price
4.14 EUR

Difference ▲ 3.50% (0.14)

General attributes

ISIN	F14000292438
Symbol	ANORA
Exchange	Stuttgart
Currency	EUR
Sector	Consumer Products
Security type	Stock
Market cap (m)	277 EUR
Benchmark	OMX HELSINKI 25

Market data

Bid (Bid size)	- (0)
Ask (Ask size)	- (0)
Open	3.965 EUR
High	4.14 EUR
Low	3.96 EUR
Close (prev. day)	4.00 EUR
VWAP	-
Volume (pcs)	30
Trading volume	123.00
Number of trades	6
Last size	0

Performance and Risk

	6m	1y	3y
Perf (%)	-15.60%	-8.10%	-60.42%
Perf (abs.)	-0.77	-0.37	-6.32
Beta	-	-	-
Volatility	25.30	25.54	24.54

5y



Information about previous performance does not guarantee future performance.
Source: FactSet

Price data

Ø price 5 days Ø volume 5 days (pcs.)	4.07 EUR (6)
Ø price 30 days Ø volume 30 days (pcs.)	4.23 EUR (1)
Ø price 100 days Ø volume 100 days (pcs.)	4.43 EUR (5)
Ø price 250 days Ø volume 250 days (pcs.)	4.44 EUR (14)
YTD High date	5.48 EUR (2024/04/11)
YTD Low date	3.96 EUR (2024/09/13)
52 Weeks High date	5.48 EUR (2024/04/11)
52 Weeks Low date	3.87 EUR (2023/10/26)

All listings for ANORA GROUP OYJ

Exchange 📍	Date	Time	Price	Trading volume (mio.)	Number of trades
Stuttgart	2024/09/13	18:49	4.14 EUR	0.00	6
Nasdaq Helsinki	2024/09/13	18:00	4.105 EUR	0.22	257
Munich	2024/09/13	08:12	4.195 EUR	0.00	2
Frankfurt	2024/09/13	15:48	4.20 EUR	0.01	1
Duesseldorf	2024/09/13	08:11	3.955 EUR	0.00	3

	13						
Berlin	2024/09/ 13	21:43	4.105 EUR	0.00			19

Company profile

Company Logo

The logo for ANORA, consisting of the word "ANORA" in a bold, dark blue, sans-serif font.

Company Profile

-

Contact Details

ANORA GROUP

--

Telefon: -

Fax: -

E-mail: -