

STANTEC INC.

ISIN: CA85472N1096

WKN: 85472N109

Overview

2024/08/09 22:00:00

Price

109.65 CAD

Difference  -2.10% (-2.35)

General attributes

ISIN CA85472N1096

Symbol STN

Exchange Toronto Stock Exchange

Currency CAD

Sector Chemical / Pharmaceutical / Health

Security type Stock

Market cap (m) 8,343 EUR

Benchmark S&P/TSX 60 INDEX

Market data

Bid (Bid size) 108.43 CAD (700)

Ask (Ask size) 112.80 CAD (200)

Open 111.54 CAD

High 112.40 CAD

Low 108.98 CAD

Close (prev. day) 112.00 CAD

VWAP 110.376889 CAD

Volume (pcs) 339,134

Trading volume 37,432,555.88

Number of trades 2,770

Last size 100

Futures and Options

Related Futures -




Related Options -



Information about previous performance does not guarantee future performance.

Source: FactSet

Recent research

on sector			
Date		Headline	Download
2024/08/09		Equity Weekly	
2024/07/29		Aktienempfehlungen Österreich	
2024/07/24		Global Equity Ratings	
2024/07/24		Aktienempfehlungen Global	
2024/07/15		Aktienempfehlungen Global	

Details

2024/08/09 22:00:00

Price

109.65 CAD

Difference ▼ -2.10% (-2.35)

General attributes

ISIN	CA85472N1096
Symbol	STN
Exchange	Toronto Stock Exchange
Currency	CAD
Sector	Chemical / Pharmaceutical / Health
Security type	Stock
Market cap (m)	8,343 EUR
Benchmark	S&P/TSX 60 INDEX

Market data

Bid (Bid size)	108.43 CAD (700)
Ask (Ask size)	112.80 CAD (200)
Open	111.54 CAD
High	112.40 CAD
Low	108.98 CAD
Close (prev. day)	112.00 CAD
VWAP	110.376889 CAD
Volume (pcs)	339,134
Trading volume	37,432,555.88
Number of trades	2,770
Last size	100

Performance and Risk

	6m	1y	3y
Perf (%)	+0.16%	+22.43%	+87.98%
Perf (abs.)	+0.17	+20.09	+51.32
Beta	0.66	0.59	0.73
Volatility	21.13	21.35	21.64



Information about previous performance does not guarantee future performance.
Source: FactSet

Price data

Ø price 5 days Ø volume 5 days (pcs.)	114.08 CAD (356,813)
Ø price 30 days Ø volume 30 days (pcs.)	116.87 CAD (208,326)
Ø price 100 days Ø volume 100 days (pcs.)	113.36 CAD (236,765)
Ø price 250 days Ø volume 250 days (pcs.)	104.70 CAD (307,427)
YTD High date	122.57 CAD (2024/08/01)
YTD Low date	103.89 CAD (2024/01/03)
52 Weeks High date	122.57 CAD (2024/08/01)
52 Weeks Low date	82.50 CAD (2023/10/27)

All listings for STANTEC INC.

Exchange	Date	Time	Price	Trading volume (mio.)	Number of trades
Tradegate	2024/08/09	22:26	73.50 EUR	0.00	1
Toronto Stock Exchange	2024/08/09	22:00	109.65 CAD	37.43	2,770
Stuttgart	2024/08/09	13:05	74.50 EUR	0.00	6
NYSE	2024/08/09	22:00	79.85 USD	9.92	2,469
Munich	2024/08/09	08:03	75.50 EUR	0.00	2

	09					
Frankfurt	2024/08/ 09	08:03	73.50 EUR	0.00		2
Duesseldorf	2024/08/ 09	19:32	73.00 EUR	0.00		6

Company profile

Company Logo



Contact Details

STANTEC INC.

--

10160 - 112 Street Edmonton, Suite 200 T5K 2L6 Alberta, AB

Telefon: +1 780 917 7000

Fax: +1 780 917 7330

E-mail: ir@stantec.com

Company Profile

-

Members of Management Board

Gord Johnston	Chairman of Managing Board
Theresa Jang	Member of Executive Committee
Tino DiManno	Member of Executive Committee

Board of directors

Douglas Ammerman	Chairman of Supervisory Board
Patricia Galloway	Member of Supervisory Board
Angeline Chen	Member of Supervisory Board
Celina Doka	Member of Supervisory Board
Donald Lowry	Member of Supervisory Board
Marie-Lucie Morin	Member of Supervisory Board
Martin à Porta	Member of Supervisory Board
Robert Gomes	Member of Supervisory Board
Shelley Brown	Member of Supervisory Board