

EDP RENOVÁVEIS S.A.

ISIN: **ES0127797019** WKN: -

Overview

2024/08/09 17:30:00

Price

14.11 EUR

Difference  -1.36% (-0.20)

General attributes

ISIN ES0127797019

Symbol EDPR

Exchange London Stock Exchange
European Trade Reporting

Currency EUR

Sector Energy / Commodities

Security type Stock

Market cap (m) 14,683 EUR

Benchmark IBEX 35

Market data

Bid (Bid size) 13.82 EUR (7,000)

Ask (Ask size) 14.40 EUR (7,000)

Open 14.415 EUR

High 14.415 EUR

Low 14.11 EUR

Close (prev. day) 14.305 EUR

VWAP 14.20542 EUR

Volume (pcs) -

Trading volume -

Number of trades 2

Last size -

Futures and Options

Related Futures -

Related Options -








5y

Information about previous performance does not guarantee future performance.

Source: FactSet

Recent research

on sector		on market	
Date		Headline	Download
2024/08/09		Equity Weekly	
2024/08/02		Equity Weekly	
2024/07/29		Aktienempfehlungen Österreich	
2024/07/26		Equity Weekly	
2024/07/24		Global Equity Ratings	

Details

2024/08/09 17:30:00

Price

14.11 EUR

Difference ▼ -1.36% (-0.20)

General attributes

ISIN ES0127797019

Symbol EDPR

Exchange London Stock Exchange
European Trade Reporting

Currency EUR

Sector Energy / Commodities

Security type Stock

Market cap (m) 14,683 EUR

Benchmark IBEX 35

Market data

Bid (Bid size) 13.82 EUR (7,000)

Ask (Ask size) 14.40 EUR (7,000)

Open 14.415 EUR

High 14.415 EUR

Low 14.11 EUR

Close (prev. day) 14.305 EUR

VWAP 14.20542 EUR

Volume (pcs) -

Trading volume -

Number of trades 2

Last size -

Performance and Risk

	6m	1y	3y
Perf (%)	+0.41%	-17.28%	-30.71%
Perf (abs.)	+0.06	-2.95	-6.26
Beta	0.82	0.95	0.70
Volatility	32.59	32.29	32.93



Information about previous performance does not guarantee future performance.
Source: FactSet

Price data

Ø price 5 days Ø volume 5 days (pcs.)	14.19 EUR (20,594)
Ø price 30 days Ø volume 30 days (pcs.)	13.96 EUR (12,411)
Ø price 100 days Ø volume 100 days (pcs.)	13.69 EUR (6,507)
Ø price 250 days Ø volume 250 days (pcs.)	14.85 EUR (13,863)
YTD High date	18.63 EUR (2024/01/02)
YTD Low date	11.97 EUR (2024/04/08)
52 Weeks High date	18.65 EUR (2023/12/27)
52 Weeks Low date	11.97 EUR (2024/04/08)

All listings for EDP RENOVÁVEIS S.A.

Exchange	Date	Time	Price	Trading volume (mio.)	Number of trades
Tradegate	2024/08/09	22:26	14.18 EUR	0.02	12
Stuttgart	2024/08/09	15:31	13.91 EUR	0.00	9
Munich	2024/08/09	08:11	14.35 EUR	0.00	2
London Stock Exchange European Trade Reporting	2024/08/09	17:30	14.11 EUR	0.00	2
Hanover	2024/08/01	08:01	14.33 EUR	0.00	3

	08/09					
Frankfurt	2024/ 08/09	14:33	14.26	EUR	0.02	1
FINRA other OTC Issues	2024/ 08/09	21:47	15.41	USD	0.04	3
Euronext Milan MTF Trading After Hours	-	-	-		0.00	-
Euronext Lisbon	2024/ 08/09	17:28	14.12	EUR	2.89	1,087
Duesseldorf	2024/ 08/09	19:31	13.76	EUR	0.00	6
Berlin	2024/ 08/09	08:18	14.35	EUR	0.00	3

Company profile

Company Logo



Contact Details

EDP RENOVÁVEIS SA

--

Parque Empresarial ADEQUA, Avda. de Burgos, 89 EDIF 1 - 28050 Madrid

Telefon: +34-91-423-84-02

Fax: +34-91-423-84-29

E-mail: -

Company Profile

-

Members of Management Board

Miguel Stilwell de Andrade	Chairman of Managing Board
Rui Teixeira	Member of Executive Committee

Board of directors

António Sarmiento Gomes Mota	Chairman of Supervisory Board
Acácio Jaime Liberado Mota Piloto	Member of Supervisory Board
Manuel Menéndez Menéndez	Member of Supervisory Board
Allan J. Katz	Member of Supervisory Board
Ana Paula Garrido de Pina Marques	Member of Supervisory Board
Ana Paula Serra	Member of Supervisory Board
C. McCall	Member of Supervisory Board
José Manuel Félix Morgado	Member of Supervisory Board
Laurie Fitch	Member of Supervisory Board
Rosa María García García	Member of Supervisory Board
Rui Manuel Rodrigues Lopes Teixeira	Member of Supervisory Board
Vera de Morais Pinto P. Carneiro	Member of Supervisory Board