

ADIDAS AG (1ADS) - EUX/20220916

2022/08/10 18:41:14

Price
173.3626 EURDifference  2.58% (4.36)

General attributes

Symbol	1ADSU22
Exchange	Eurex
Currency	EUR
Security type	Future
Underlying	ADIDAS AG
Maturity	09-2022
Contract size	100

Market data

Bid (Bid size)	- EUR (-)
Ask (Ask size)	- EUR (-)
Open	173.3626 EUR
High	173.3626 EUR
Low	173.3626 EUR
Close (prev. day)	169.0028 EUR
Underlying	ADIDAS AG
Underlying price (date)	173.36 (22/08/10)
Settlement price (date)	173.36 (22/08/10)
Open Interest	0

Performance and Risk

	6m	1y	3y
Perf (%)	-28.43%	-	-
Perf (abs.)	-68.86	-	-
Beta	-	-	-
Volatility	44.28	36.30	36.30

Futures and Options

Related Futures	-
Related Options	-

5y












Information about previous performance does not guarantee future performance.
Source: FactSet

Price data

Ø price 5 days Ø volume 5 days (pcs.)	172.8558 EUR (0)
Ø price 30 days Ø volume 30 days (pcs.)	168.4204 EUR (0)
Ø price 100 days Ø volume 100 days (pcs.)	182.4242 EUR (0)
Ø price 250 days Ø volume 250 days (pcs.)	- EUR (0)
YTD High date	259.8701 EUR (2022/01/05)
YTD Low date	154.3857 EUR (2022/07/14)
52 Weeks High date	304.9246 EUR (2021/08/25)
52 Weeks Low date	154.3857 EUR (2022/07/14)

Recent Research

on underlying	on sector	on market	
Date		Headline	Download
2022/08/08		Global Equity Ratings	
2022/08/08		Aktienempfehlungen Global	
2022/07/25		Global Equity Ratings	
2022/07/25		Aktienempfehlungen Global	
2022/07/19		Aktienempfehlungen Global	