

## CGX ENERGY INC.

ISIN: CA1254055066 WKN: -

## Overview

2024/07/26 08:02:41

Price  
0.169 EURDifference  0.00% (0.00)

## General attributes

ISIN	CA1254055066
Symbol	OYL
Exchange	Munich
Currency	EUR
Sector	Energy / Commodities
Security type	Stock
Market cap (m)	54 EUR
Benchmark	S&P/TSX 60 INDEX

## Market data

Bid (Bid size)	-
Ask (Ask size)	-
Open	0.169 EUR
High	0.169 EUR
Low	0.169 EUR
Close (prev. day)	0.169 EUR
VWAP	0.21 EUR
Volume (pcs)	0
Trading volume	0.00
Number of trades	1
Last size	0

## Futures and Options










Related Futures	-
Related Options	-

5y



Information about previous performance does not guarantee future performance.  
Source: FactSet

## Recent research

on sector		
Date	Headline	Download
2024/07/26	 Equity Weekly	
2024/07/24	 Global Equity Ratings	
2024/07/24	 Aktienempfehlungen Global	
2024/07/15	 Aktienempfehlungen Global	
2024/07/12	 Equity Weekly	

## Details

2024/07/26 08:02:41

## Price

0.169 EUR

Difference ↔ 0.00% (0.00)

## General attributes

ISIN	CA1254055066
Symbol	OYL
Exchange	Munich
Currency	EUR
Sector	Energy / Commodities
Security type	Stock
Market cap (m)	54 EUR
Benchmark	S&P/TSX 60 INDEX

## Market data

Bid (Bid size)	-
Ask (Ask size)	-
Open	0.169 EUR
High	0.169 EUR
Low	0.169 EUR
Close (prev. day)	0.169 EUR
VWAP	0.21 EUR
Volume (pcs)	0
Trading volume	0.00
Number of trades	1
Last size	0

## Performance and Risk

	6m	1y	3y
Perf (%)	-33.20%	-80.37%	-
Perf (abs.)	-0.08	-0.69	-
Beta	0.99	0.84	1.28
Volatility	23.75	71.04	-

5y



Information about previous performance does not guarantee future performance.  
Source: FactSet

## Price data

Ø price 5 days   Ø volume 5 days (pcs.)	0.173 EUR (0)
Ø price 30 days   Ø volume 30 days (pcs.)	0.190 EUR (0)
Ø price 100 days   Ø volume 100 days (pcs.)	0.220 EUR (0)
Ø price 250 days   Ø volume 250 days (pcs.)	0.373 EUR (16)
YTD High   date	0.253 EUR (2024/01/24)
YTD Low   date	0.169 EUR (2024/07/25)
52 Weeks High   date	0.865 EUR (2023/08/01)
52 Weeks Low   date	0.169 EUR (2024/07/25)

## All listings for CGX ENERGY INC.

Exchange <span>⊕</span>	Date	Time	Price	Trading volume (mio.)	Number of trades
Tradegate	2024/07/26	22:02	0.158 EUR	0.00	1
TSX Venture Exchange	2024/07/26	21:35	0.24 CAD	0.01	18
Stuttgart	2024/07/26	14:44	0.149 EUR	0.00	4
Munich	2024/07/26	08:02	0.169 EUR	0.00	1
Frankfurt	2024/07/26	08:03	0.142 EUR	0.00	2

	26					
FINRA other OTC Issues	2024/07/ 26	18:19	0.17 USD	0.00		23
Berlin	2024/07/ 26	20:22	0.156 EUR	0.00		13

## Company profile

### Company Logo



### Company Profile

-

### Contact Details

CGX ENERGY

--

----

Telefon: -

Fax: -

E-mail: -