

DOMETIC GROUP AB

ISIN: SE0007691613 WKN: -

Overview

2024/10/18 19:32:12

Price

5.26 EUR

Difference  0.57% (0.03)

General attributes

ISIN SE0007691613

Symbol DOM

Exchange Duesseldorf

Currency EUR

Sector Media / Entertainment /
RecreationSecurity
type StockMarket cap
(m) 1,697 EURBenchmark OMX STOCKHOLM 30
INDEX

Market data

Bid (Bid size) -

Ask (Ask size) -

Open 5.23 EUR

High 5.28 EUR

Low 5.23 EUR

Close (prev. day) 5.23 EUR

VWAP -

Volume (pcs) 0

Trading volume 0.00

Number of trades 7

Last size 0

Futures and Options

Related Futures 30

Related Options -

5y







Information about previous performance does not guarantee future performance.

Source: FactSet

Recent research

on sector

Date	Headline	Download
2024/10/14	 Aktienempfehlungen Österreich	
2024/09/27	 Global Equity Ratings	
2024/09/27	 Aktienempfehlungen Global	
2024/09/23	 Aktienempfehlungen Österreich	
2024/09/11	 Global Equity Ratings	

Details

2024/10/18 19:32:12

Price

5.26 EUR

Difference ▲ 0.57% (0.03)

General attributes

ISIN SE0007691613

Symbol DOM

Exchange Duesseldorf

Currency EUR

Sector Media / Entertainment / Recreation

Security type Stock

Market cap (m) 1,697 EUR

Benchmark OMX STOCKHOLM 30 INDEX

Market data

Bid (Bid size) -

Ask (Ask size) -

Open 5.23 EUR

High 5.28 EUR

Low 5.23 EUR

Close (prev. day) 5.23 EUR

VWAP -

Volume (pcs) 0

Trading volume 0.00

Number of trades 7

Last size 0

Performance and Risk

	6m	1y	3y
Perf (%)	-27.15%	-3.45%	-60.61%
Perf (abs.)	-1.96	-0.19	-8.10
Beta	0.87	1.06	1.42
Volatility	33.52	33.29	42.27

5y



Information about previous performance does not guarantee future performance.

Source: FactSet

Price data

Ø price 5 days | Ø volume 5 days (pcs.) 5.22 EUR (0)

Ø price 30 days | Ø volume 30 days (pcs.) 5.22 EUR (27)

Ø price 100 days | Ø volume 100 days (pcs.) 5.81 EUR (18)

Ø price 250 days | Ø volume 250 days (pcs.) 6.56 EUR (9)

YTD High | date 8.09 EUR (2024/01/02)

YTD Low | date 4.88 EUR (2024/09/18)

52 Weeks High | date 8.13 EUR (2023/12/28)

52 Weeks Low | date 4.88 EUR (2024/09/18)

Arbitrage views

Exchange ⊕	Date	Time	Price	Trading volume (mio.)	Number of trades
Tradegate	2024/10/18	22:26	5.305 EUR	0.01	6
Stuttgart	2024/10/18	08:07	5.245 EUR	0.00	3
Nasdaq Stockholm	2024/10/18	18:00	60.65 SEK	28.87	1,049
Munich	2024/10/18	08:05	5.25 EUR	0.00	2
London Stock Exchange	2024/	17:25	61.075 SEK	0.00	2

European Trade Reporting	10/18					
Frankfurt	2024/ 10/18	15:25	5.39 EUR	0.00	1	
FINRA other OTC Issues	2024/ 06/12	15:30	6.90 USD	0.00	2	
Duesseldorf	2024/ 10/18	19:32	5.26 EUR	0.00	7	
Berlin	2024/ 10/18	19:35	5.305 EUR	0.00	16	

Company profile

Company Logo



Company Profile

-

Contact Details

DOMETIC GROUP

--

Telefon: -

Fax: -

E-mail: -