

DOMETIC GROUP AB

ISIN: SE0007691613 WKN: -

Overview

2024/09/18 19:32:00

Price

4.932 EUR

Difference  0.04% (0.00)

General attributes

ISIN	SE0007691613
Symbol	DOM
Exchange	Duesseldorf
Currency	EUR
Sector	Media / Entertainment / Recreation
Security type	Stock
Market cap (m)	1,589 EUR
Benchmark	OMX STOCKHOLM 30 INDEX

Market data

Bid (Bid size)	-
Ask (Ask size)	-
Open	4.95 EUR
High	5.025 EUR
Low	4.88 EUR
Close (prev. day)	4.93 EUR
VWAP	-
Volume (pcs)	0
Trading volume	0.00
Number of trades	7
Last size	0

Futures and Options

Related Futures	35
Related Options	-








5y



Information about previous performance does not guarantee future performance.

Source: FactSet

Recent research

on sector			
Date		Headline	Download
2024/09/11		Global Equity Ratings	
2024/09/11		Aktienempfehlungen Global	
2024/09/09		Aktienempfehlungen Österreich	
2024/09/05		Global Equity Ratings	
2024/09/05		Aktienempfehlungen Global	

Details

2024/09/18 19:32:00

Price

4.932 EUR

Difference ▲ 0.04% (0.00)

General attributes

ISIN	SE0007691613
Symbol	DOM
Exchange	Duesseldorf
Currency	EUR
Sector	Media / Entertainment / Recreation
Security type	Stock
Market cap (m)	1,589 EUR
Benchmark	OMX STOCKHOLM 30 INDEX

Market data

Bid (Bid size)	-
Ask (Ask size)	-
Open	4.95 EUR
High	5.025 EUR
Low	4.88 EUR
Close (prev. day)	4.93 EUR
VWAP	-
Volume (pcs)	0
Trading volume	0.00
Number of trades	7
Last size	0

Performance and Risk

	6m	1y	3y
Perf (%)	-26.82%	-12.80%	-62.72%
Perf (abs.)	-1.81	-0.72	-8.30
Beta	-	-	-
Volatility	34.45	33.66	42.36

5y



Information about previous performance does not guarantee future performance.
Source: FactSet

Price data

Ø price 5 days Ø volume 5 days (pcs.)	5.305 EUR (160)
Ø price 30 days Ø volume 30 days (pcs.)	5.799 EUR (60)
Ø price 100 days Ø volume 100 days (pcs.)	6.179 EUR (23)
Ø price 250 days Ø volume 250 days (pcs.)	6.597 EUR (9)
YTD High date	8.086 EUR (2024/01/02)
YTD Low date	4.880 EUR (2024/09/18)
52 Weeks High date	8.132 EUR (2023/12/28)
52 Weeks Low date	4.880 EUR (2024/09/18)

Arbitrage views

Exchange ⊕	Date	Time	Price	Trading volume (mio.)	Number of trades
Tradegate	2024/09/18	22:26	4.982 EUR	0.01	12
Stuttgart	2024/09/18	15:31	4.948 EUR	0.00	12
Nasdaq Stockholm	2024/09/18	18:00	56.40 SEK	72.31	2,896
Munich	2024/09/18	08:12	4.998 EUR	0.00	2
London Stock Exchange	2024/	17:25	56.70 SEK	0.00	2

European Trade Reporting	09/18					
Frankfurt	2024/ 09/18	08:25	4.964	EUR	0.00	2
FINRA other OTC Issues	2024/ 06/12	15:30	6.90	USD	0.00	2
Duesseldorf	2024/ 09/18	19:32	4.932	EUR	0.00	7
Berlin	2024/ 09/18	21:43	4.99	EUR	0.00	19

Company profile

Company Logo



Company Profile

-

Contact Details

DOMETIC GROUP

--

Telefon: -

Fax: -

E-mail: -