

DOMETIC GROUP AB

ISIN: SE0007691613 WKN: -

Overview

2024/04/26 19:32:20

Price

6.575 EUR

Difference  2.81% (0.18)

General attributes

ISIN	SE0007691613
Symbol	DOM
Exchange	Duesseldorf
Currency	EUR
Sector	Media / Entertainment / Recreation
Security type	Stock
Market cap (m)	2,117 EUR
Benchmark	OMX STOCKHOLM 30 INDEX

Market data

Bid (Bid size)	-
Ask (Ask size)	-
Open	6.37 EUR
High	6.61 EUR
Low	6.37 EUR
Close (prev. day)	6.395 EUR
VWAP	-
Volume (pcs)	0
Trading volume	0.00
Number of trades	7
Last size	0

Futures and Options

Related Futures	30
Related Options	-

5y













Information about previous performance does not guarantee future performance.

Source: FactSet

Recent research

on sector

Date		Headline	Download
2024/04/26		Global Equity Ratings	
2024/04/26		Aktienempfehlungen Global	
2024/04/15		Aktienempfehlungen Österreich	
2024/04/03		Global Equity Ratings	
2024/04/03		Aktienempfehlungen Global	

Details

2024/04/26 19:32:20

Price

6.575 EUR

Difference ▲ 2.81% (0.18)

General attributes

ISIN	SE0007691613
Symbol	DOM
Exchange	Duesseldorf
Currency	EUR
Sector	Media / Entertainment / Recreation
Security type	Stock
Market cap (m)	2,117 EUR
Benchmark	OMX STOCKHOLM 30 INDEX

Market data

Bid (Bid size)	-
Ask (Ask size)	-
Open	6.37 EUR
High	6.61 EUR
Low	6.37 EUR
Close (prev. day)	6.395 EUR
VWAP	-
Volume (pcs)	0
Trading volume	0.00
Number of trades	7
Last size	0

Performance and Risk

	6m	1y	3y
Perf (%)	+17.49%	+23.27%	-
Perf (abs.)	+0.98	+1.24	-
Beta	1.57	1.51	1.46
Volatility	29.81	35.73	-

5y



Information about previous performance does not guarantee future performance.
Source: FactSet

Price data

Ø price 5 days Ø volume 5 days (pcs.)	6.603 EUR (0)
Ø price 30 days Ø volume 30 days (pcs.)	7.123 EUR (0)
Ø price 100 days Ø volume 100 days (pcs.)	7.290 EUR (0)
Ø price 250 days Ø volume 250 days (pcs.)	6.550 EUR (3)
YTD High date	8.086 EUR (2024/01/02)
YTD Low date	6.370 EUR (2024/04/26)
52 Weeks High date	8.132 EUR (2023/12/28)
52 Weeks Low date	4.943 EUR (2023/10/25)

Arbitrage views

Exchange ⊕	Date	Time	Price	Trading volume (mio.)	Number of trades
Tradegate	2024/04/26	22:02	6.635 EUR	0.00	1
Stuttgart	2024/04/26	11:10	6.475 EUR	0.00	5
Nasdaq Stockholm	2024/04/26	17:29	77.55 SEK	42.55	1,472
Munich	2024/04/26	08:11	6.565 EUR	0.00	2
London Stock Exchange	2024/	17:25	78.00 SEK	0.00	2

European Trade Reporting	04/26					
Frankfurt	2024/ 04/26	08:00	6.39 EUR	0.00		2
FINRA other OTC Issues	2024/ 01/10	17:41	8.46 USD	0.00		1
Duesseldorf	2024/ 04/26	19:32	6.575 EUR	0.00		7
Berlin	2024/ 04/26	21:43	6.635 EUR	0.00		18

Company profile

Company Logo



Company Profile

-

Contact Details

DOMETIC GROUP

--

Telefon: -

Fax: -

E-mail: -