

INDUSTRIVÄRDEN AB SER. C

ISIN: SE0000107203 WKN: 5463460

Overview

2024/04/16 17:25:00

Price

354.25 SEK

Difference  -1.82% (-6.55)

General attributes

ISIN SE0000107203

Symbol INDU C

Exchange London Stock Exchange
European Trade Reporting

Currency SEK

Sector Financial

Security type Stock

Market cap (m) 7,698 EUR

Benchmark OMX STOCKHOLM 30 INDEX

Market data

Bid (Bid size) 346.60 SEK (3,000)

Ask (Ask size) 361.90 SEK (3,000)

Open 355.75 SEK

High 355.75 SEK

Low 354.25 SEK

Close (prev. day) 360.80 SEK

VWAP 354.383693 SEK

Volume (pcs) -

Trading volume -

Number of trades 2

Last size -

Futures and Options

Related Futures 28

Related Options -









5y



Information about previous performance does not guarantee future performance.

Source: FactSet

Recent research

on sector			
Date		Headline	Download
2024/04/15		Aktienempfehlungen Österreich	
2024/04/03		Global Equity Ratings	
2024/04/03		Aktienempfehlungen Global	
2024/04/03		Aktienempfehlungen Österreich	
2024/03/18		Aktienempfehlungen Österreich	

Details

2024/04/16 17:25:00

Price

354.25 SEK

Difference ▼ -1.82% (-6.55)

General attributes

ISIN SE0000107203

Symbol INDU C

Exchange London Stock Exchange
European Trade Reporting

Currency SEK

Sector Financial

Security type Stock

Market cap (m) 7,698 EUR

Benchmark OMX STOCKHOLM 30 INDEX

Market data

Bid (Bid size) 346.60 SEK (3,000)

Ask (Ask size) 361.90 SEK (3,000)

Open 355.75 SEK

High 355.75 SEK

Low 354.25 SEK

Close (prev. day) 360.80 SEK

VWAP 354.383693 SEK

Volume (pcs) -

Trading volume -

Number of trades 2

Last size -

Performance and Risk

	6m	1y	3y
Perf (%)	+21.74%	+16.72%	+8.43%
Perf (abs.)	+63.25	+50.75	+27.55
Beta	1.00	0.99	1.03
Volatility	15.46	15.40	22.32



Information about previous performance does not guarantee future performance.
Source: FactSet

Price data

Ø price 5 days Ø volume 5 days (pcs.)	360.73 SEK (0)
Ø price 30 days Ø volume 30 days (pcs.)	365.16 SEK (1,160)
Ø price 100 days Ø volume 100 days (pcs.)	339.08 SEK (4,459)
Ø price 250 days Ø volume 250 days (pcs.)	309.70 SEK (1,852)
YTD High date	376.20 SEK (2024/03/15)
YTD Low date	313.85 SEK (2024/01/17)
52 Weeks High date	376.20 SEK (2024/03/15)
52 Weeks Low date	275.40 SEK (2023/10/23)

Arbitrage views

Exchange	Date	Time	Price	Trading volume (mio.)	Number of trades
Stuttgart	2024/04/16	10:31	30.19 EUR	0.00	4
Nasdaq Stockholm	2024/04/16	17:29	353.10 SEK	155.72	3,814
London Stock Exchange European Trade Reporting	2024/04/16	17:25	354.25 SEK	0.00	2
Frankfurt	2024/04/16	09:15	30.26 EUR	0.00	3
FINRA other OTC Issues	2024/	18:05	31.87 USD	0.04	2

	01/10					
Duesseldorf	2024/ 04/16	19:31	30.01 EUR	0.00		7

Company profile

Company Logo



Contact Details

INDUSTRIVAERDEN AB

--

Storgatan 10 - 114 51 Stockholm

Telefon: +46-8-666-64-00

Fax: +46-8-661-46-28

E-mail: info@industrivarden.se

Company Profile

-

Members of Management Board

Helena Stjernholm	Chairman of Managing Board
Jan Öhman	Member of Executive Committee
Jennie Knutsson	Member of Executive Committee
Karl Åberg	Member of Executive Committee
Sverker Sivall	Member of Executive Committee

Board of directors

Lars Fredrik Elis Lundberg	Chairman of Supervisory Board
Lars Ture Pettersson	Member of Supervisory Board
Bengt David Harry Kjell	Member of Supervisory Board
Fredrik Persson	Member of Supervisory Board
Gustav Christian Caspar	Member of Supervisory Board
Katarina Martinson	Member of Supervisory Board
Marika Fredriksson	Member of Supervisory Board
Pär Boman	Member of Supervisory Board