

CARGOTEC OYJ

ISIN: **FI4000571013** WKN: **CGCBV**

Overview

2024/07/30 13:03:32

Price

46.28 EUR

Difference  -3.23% (-1.54)

General attributes

ISIN FI4000571013

Symbol CGCBV

Exchange London Stock Exchange
European Trade Reporting

Currency EUR

Sector Transport

Security type Stock

Market cap (m) 2,505 EUR

Benchmark OMX HELSINKI 25

Market data

Bid (Bid size) 46.8312 EUR (2,340)

Ask (Ask size) 48.8185 EUR (2,340)

Open 46.28 EUR

High 46.28 EUR

Low 46.28 EUR

Close (prev. day) 47.8249 EUR

VWAP 46.28 EUR

Volume (pcs) 5

Trading volume 231.40

Number of trades 1

Last size 5

Futures and Options

Related Futures 21

Related Options -





5y



Information about previous performance does not guarantee future performance.

Source: FactSet

Recent research

on sector		on market	
Date		Headline	Download
2024/08/09		Equity Weekly	
2024/07/29		Aktienempfehlungen Österreich	
2024/07/24		Global Equity Ratings	
2024/07/24		Aktienempfehlungen Global	
2024/07/15		Aktienempfehlungen Global	

Details

2024/07/30 13:03:32

Price

46.28 EUR

Difference ▼ -3.23% (-1.54)

General attributes

ISIN	FI4000571013
Symbol	CGCBV
Exchange	London Stock Exchange European Trade Reporting
Currency	EUR
Sector	Transport
Security type	Stock
Market cap (m)	2,505 EUR
Benchmark	OMX HELSINKI 25

Market data

Bid (Bid size)	46.8312 EUR (2,340)
Ask (Ask size)	48.8185 EUR (2,340)
Open	46.28 EUR
High	46.28 EUR
Low	46.28 EUR
Close (prev. day)	47.8249 EUR
VWAP	46.28 EUR
Volume (pcs)	5
Trading volume	231.40
Number of trades	1
Last size	5

Performance and Risk

	6m	1y	3y
Perf (%)	-	-	-
Perf (abs.)	-	-	-
Beta	1.18	1.03	1.39
Volatility	103.91	72.43	52.80

5y



Information about previous performance does not guarantee future performance.
Source: FactSet

Price data

Ø price 5 days Ø volume 5 days (pcs.)	46.28 EUR (4)
Ø price 30 days Ø volume 30 days (pcs.)	44.27 EUR (1)
Ø price 100 days Ø volume 100 days (pcs.)	45.55 EUR (0)
Ø price 250 days Ø volume 250 days (pcs.)	35.44 EUR (21)
YTD High date	52.38 EUR (2024/05/28)
YTD Low date	30.66 EUR (2024/06/28)
52 Weeks High date	52.38 EUR (2024/05/28)
52 Weeks Low date	22.94 EUR (2023/10/25)

All listings for CARGOTEC OYJ

Exchange	Date	Time	Price	Trading volume (mio.)	Number of trades
Tradegate	2024/08/09	16:48	45.40 EUR	0.03	4
Stuttgart	2024/08/09	16:25	45.26 EUR	0.00	6
Nasdaq Helsinki	2024/08/09	18:00	45.40 EUR	7.08	1,866
London Stock Exchange European Trade Reporting	2024/07/30	13:03	46.28 EUR	0.00	1

Frankfurt	2024/ 08/09	08:06	45.50 EUR	0.00	1
FINRA other OTC Issues	2024/ 05/31	15:32	53.5882 USD	0.01	1
Duesseldorf	2024/ 08/09	08:13	45.34 EUR	0.00	1
Berlin	2024/ 08/09	20:20	45.48 EUR	0.00	16

Company profile

Company Logo



Contact Details

CARGOTEC OYJ

--

Porkkalankatu 5 00180 Helsinki

Telefon: +358 20 777 4000

Fax: -

E-mail: communications@cargotec.com

Company Profile

-

Members of Management Board

Casimir Lindholm Chairman of Managing Board

Leif Byström Member of Executive Committee

Mikael Laine Member of Executive Committee

Mikko Pelkonen Member of Executive Committee

Mikko Puolakka Member of Executive Committee

Outi Aaltonen Member of Executive Committee

Sami Niiranen Member of Executive Committee

Scott Phillips Member of Executive Committee

Soili Mäkinen Member of Executive Committee

Board of directors

Ilkka Herlin Chairman of Supervisory Board

Eric Per Jerker Alström Member of Supervisory Board

Jukka Matias Moisio Member of Supervisory Board

Raija-Leena Hankonen-Nybom Member of Supervisory Board

Ritva Sotamaa Member of Supervisory Board

Tuija Pohjolainen-Hiltunen Member of Supervisory Board