

CARGOTEC OYJ

ISIN: **FI4000571013** WKN: **CGCBV**

Overview

2024/06/28 17:25:00

Price

47.8249 EUR

Difference  -0.57% (-0.27)

General attributes

ISIN FI4000571013

Symbol CGCBV

Exchange London Stock Exchange
European Trade Reporting

Currency EUR

Sector Transport

Security type Stock

Market cap (m) 2,410 EUR

Benchmark OMX HELSINKI 25

Market data

Bid (Bid size) 46.8312 EUR (2,340)

Ask (Ask size) 48.8185 EUR (2,340)

Open 48.2736 EUR

High 48.2736 EUR

Low 47.8249 EUR

Close (prev. day) 48.0973 EUR

VWAP 47.440216 EUR

Volume (pcs) -

Trading volume -

Number of trades 2

Last size -

Futures and Options

Related Futures 21

Related Options -





5y



Information about previous performance does not guarantee future performance.

Source: FactSet

Recent research

on sector		on market	
Date		Headline	Download
2024/07/12		Global Equity Ratings	
2024/07/12		Aktienempfehlungen Global	
2024/07/09		Aktienempfehlungen Österreich	
2024/06/28		Equity Weekly	
2024/06/24		Aktienempfehlungen Österreich	

Details

2024/06/28 17:25:00

Price

47.8249 EUR

Difference ▼ -0.57% (-0.27)

General attributes

ISIN	FI4000571013
Symbol	CGCBV
Exchange	London Stock Exchange European Trade Reporting
Currency	EUR
Sector	Transport
Security type	Stock
Market cap (m)	2,410 EUR
Benchmark	OMX HELSINKI 25

Market data

Bid (Bid size)	46.8312 EUR (2,340)
Ask (Ask size)	48.8185 EUR (2,340)
Open	48.2736 EUR
High	48.2736 EUR
Low	47.8249 EUR
Close (prev. day)	48.0973 EUR
VWAP	47.440216 EUR
Volume (pcs)	-
Trading volume	-
Number of trades	2
Last size	-

Performance and Risk

	6m	1y	3y
Perf (%)	-10.65%	-4.45%	+9.77%
Perf (abs.)	-3.65	-1.43	+2.73
Beta	0.74	0.98	1.38
Volatility	74.41	55.73	46.43

5y



Information about previous performance does not guarantee future performance.

Source: FactSet

Price data

Ø price 5 days Ø volume 5 days (pcs.)	45.0490 EUR (0)
Ø price 30 days Ø volume 30 days (pcs.)	49.2026 EUR (0)
Ø price 100 days Ø volume 100 days (pcs.)	44.0047 EUR (0)
Ø price 250 days Ø volume 250 days (pcs.)	34.7138 EUR (43)
YTD High date	52.3766 EUR (2024/05/28)
YTD Low date	30.6598 EUR (2024/06/28)
52 Weeks High date	52.3766 EUR (2024/05/28)
52 Weeks Low date	22.9380 EUR (2023/10/25)

All listings for CARGOTEC OYJ

Exchange	Date	Time	Price	Trading volume (mio.)	Number of trades
Tradegate	2024/07/12	16:49	43.78 EUR	0.00	1
Stuttgart	2024/07/12	16:28	43.46 EUR	0.00	8
Nasdaq Helsinki	2024/07/12	18:00	43.68 EUR	9.54	1,269
London Stock Exchange European Trade Reporting	2024/06/28	17:25	47.8249 EUR	0.00	2

Frankfurt	2024/ 07/12	08:05	43.12 EUR	0.00	1
FINRA other OTC Issues	2024/ 05/31	15:32	53.5882 USD	0.01	1
Duesseldorf	2024/ 07/12	08:13	43.025 EUR	0.00	1
Berlin	2024/ 07/12	19:35	43.64 EUR	0.00	15

Company profile

Company Logo



Contact Details

CARGOTEC OYJ

--

Sörnäisten rantatie 23, P.O. Box 61 00501
Helsinki

Telefon: +358 204 551

Fax: +358 204 4222

E-mail: communications@cargotec.com

Company Profile

-

Members of Management Board

Casimir Lindholm Chairman of Managing Board

Leif Byström Member of Executive Committee

Mikael Laine Member of Executive Committee

Mikko Pelkonen Member of Executive Committee

Mikko Puolakka Member of Executive Committee

Outi Aaltonen Member of Executive Committee

Sami Niiranen Member of Executive Committee

Scott Phillips Member of Executive Committee

Soili Mäkinen Member of Executive Committee

Board of directors

Ilkka Herlin Chairman of Supervisory Board

Eric Per Jerker Alström Member of Supervisory Board

Jukka Matias Moisio Member of Supervisory Board

Raija-Leena Hankonen-Nybohm Member of Supervisory Board

Ritva Sotamaa Member of Supervisory Board

Tuija Pohjolainen-Hiltunen Member of Supervisory Board