

MARUBENI CORP

ISIN: JP3877600001 WKN: 8002

Overview

2024/06/07 20:01:09

Price

19.00 USD

Difference  1.03% (0.19)

General attributes

ISIN	JP3877600001
Symbol	8002
Exchange	FINRA other OTC Issues
Currency	USD
Sector	Commerce
Security type	Stock
Market cap (m)	29,275 EUR
Benchmark	NIKKEI 225

Market data

Bid (Bid size)	-
Ask (Ask size)	-
Open	19.3575 USD
High	19.3575 USD
Low	19.00 USD
Close (prev. day)	18.806 USD
VWAP	19.096077 USD
Volume (pcs)	1,120
Trading volume	21,386.48
Number of trades	17
Last size	160

Futures and Options

Related Futures	-
Related Options	-







5y



Information about previous performance does not guarantee future performance.

Source: FactSet

Recent research

on sector		on market	
Date		Headline	Download
2024/05/31		Equity Weekly	
2024/05/29		Global Equity Ratings	
2024/05/29		Aktienempfehlungen Global	
2024/04/26		Global Equity Ratings	
2024/04/26		Aktienempfehlungen Global	

Details

2024/06/07 20:01:09

Price

19.00 USD

Difference ▲ 1.03% (0.19)

General attributes

ISIN	JP3877600001
Symbol	8002
Exchange	FINRA other OTC Issues
Currency	USD
Sector	Commerce
Security type	Stock
Market cap (m)	29,275 EUR
Benchmark	NIKKEI 225

Market data

Bid (Bid size)	-
Ask (Ask size)	-
Open	19.3575 USD
High	19.3575 USD
Low	19.00 USD
Close (prev. day)	18.806 USD
VWAP	19.096077 USD
Volume (pcs)	1,120
Trading volume	21,386.48
Number of trades	17
Last size	160

Performance and Risk

	6m	1y	3y
Perf (%)	+20.27%	+25.41%	+107.65%
Perf (abs.)	+3.20	+3.85	+9.85
Beta	0.92	1.03	0.96
Volatility	28.42	30.57	30.76

5y



Information about previous performance does not guarantee future performance.
Source: FactSet

Price data

Ø price 5 days Ø volume 5 days (pcs.)	19.16 USD (11,070)
Ø price 30 days Ø volume 30 days (pcs.)	19.13 USD (5,014)
Ø price 100 days Ø volume 100 days (pcs.)	17.53 USD (5,824)
Ø price 250 days Ø volume 250 days (pcs.)	16.73 USD (20,146)
YTD High date	20.35 USD (2024/05/31)
YTD Low date	15.35 USD (2024/01/02)
52 Weeks High date	20.35 USD (2024/05/31)
52 Weeks Low date	14.19 USD (2023/10/23)

Arbitrage views

Exchange ⊕	Date	Time	Price	Trading volume (mio.)	Number of trades
Tradegate	2024/06/07	22:26	17.58 EUR	0.03	16
Tokyo Stock Exchange	2024/06/07	08:00	2,961.50 JPY	70.72	4,518
Stuttgart	2024/06/07	08:15	17.234 EUR	0.00	3
Munich	2024/06/07	08:10	17.418 EUR	0.00	1
Frankfurt	2024/06/07	16:45	17.642 EUR	0.01	1

	07					
FINRA other OTC Issues	2024/06/ 07	20:01	19.00 USD	0.02		17
Duesseldorf	2024/06/ 07	19:31	17.492 EUR	0.00		7
Berlin	2024/06/ 07	08:10	17.394 EUR	0.00		3

Company profile

Company Logo

Marubeni

Company Profile

-

Contact Details

MARUBENI

--

4-2, Ohtemachi 1-chome 100-8088 Chiyoda-ku, Tokyo

Telefon: +81 3 3282 2111

Fax: +81 3 3282 4241

E-mail: -