

MARUBENI CORP

ISIN: JP3877600001 WKN: 8002

Overview

2024/05/14 21:29:52

Price
19.624 USDDifference  0.82% (0.16)

General attributes

ISIN	JP3877600001
Symbol	8002
Exchange	FINRA other OTC Issues
Currency	USD
Sector	Commerce
Security type	Stock
Market cap (m)	29,787 EUR
Benchmark	NIKKEI 225

Market data

Bid (Bid size)	-
Ask (Ask size)	-
Open	19.664 USD
High	19.664 USD
Low	19.306 USD
Close (prev. day)	19.465 USD
VWAP	19.522744 USD
Volume (pcs)	1,689
Trading volume	32,939.34
Number of trades	18
Last size	155

Futures and Options











Related Futures	-
Related Options	-

5y



Information about previous performance does not guarantee future performance.
Source: FactSet

Recent research

on sector		on market	
Date		Headline	Download
2024/04/26		Global Equity Ratings	
2024/04/26		Aktienempfehlungen Global	
2024/04/03		Global Equity Ratings	
2024/04/03		Aktienempfehlungen Global	
2024/03/13		Global Equity Ratings	

Details

2024/05/14 21:29:52

Price
19.624 USD

Difference ▲ 0.82% (0.16)

General attributes

ISIN	JP3877600001
Symbol	8002
Exchange	FINRA other OTC Issues
Currency	USD
Sector	Commerce
Security type	Stock
Market cap (m)	29,787 EUR
Benchmark	NIKKEI 225

Market data

Bid (Bid size)	-
Ask (Ask size)	-
Open	19.664 USD
High	19.664 USD
Low	19.306 USD
Close (prev. day)	19.465 USD
VWAP	19.522744 USD
Volume (pcs)	1,689
Trading volume	32,939.34
Number of trades	18
Last size	155

Performance and Risk

	6m	1y	3y
Perf (%)	+23.42%	+37.23%	+132.79%
Perf (abs.)	+3.72	+5.32	+11.19
Beta	0.91	1.07	0.97
Volatility	27.86	32.23	30.70

5y



Information about previous performance does not guarantee future performance.
Source: FactSet

Price data

Ø price 5 days Ø volume 5 days (pcs.)	19.203 USD (3,202)
Ø price 30 days Ø volume 30 days (pcs.)	17.839 USD (2,869)
Ø price 100 days Ø volume 100 days (pcs.)	16.938 USD (8,681)
Ø price 250 days Ø volume 250 days (pcs.)	16.418 USD (20,976)
YTD High date	19.850 USD (2024/05/10)
YTD Low date	15.350 USD (2024/01/02)
52 Weeks High date	19.850 USD (2024/05/10)
52 Weeks Low date	14.050 USD (2023/05/23)

Arbitrage views

Exchange ⊕	Date	Time	Price	Trading volume (mio.)	Number of trades
Tradegate	2024/05/14	22:26	17.89 EUR	0.39	48
Tokyo Stock Exchange	2024/05/14	08:00	2,996.50 JPY	183.34	7,381
Stuttgart	2024/05/14	08:03	17.492 EUR	0.00	3
Munich	2024/05/14	08:13	17.916 EUR	0.00	2
Frankfurt	2024/05/14	16:02	17.95 EUR	0.02	2

	14					
FINRA other OTC Issues	2024/05/ 14	21:29	19.624 USD	0.03		18
Duesseldorf	2024/05/ 14	19:31	17.606 EUR	0.00		7
Berlin	2024/05/ 14	08:13	17.73 EUR	0.00		2

Company profile

Company Logo

Marubeni

Company Profile

-

Contact Details

MARUBENI

--

4-2, Ohtemachi 1-chome 100-8088 Chiyoda-ku, Tokyo

Telefon: +81 3 3282 2111

Fax: +81 3 3282 4241

E-mail: -