

MARUBENI CORP

ISIN: JP3877600001 WKN: 8002

Overview

2024/04/29 21:26:39

Price
17.385 USDDifference  2.23% (0.38)

General attributes

ISIN	JP3877600001
Symbol	8002
Exchange	FINRA other OTC Issues
Currency	USD
Sector	Commerce
Security type	Stock
Market cap (m)	26,776 EUR
Benchmark	NIKKEI 225

Market data

Bid (Bid size)	-
Ask (Ask size)	-
Open	17.508 USD
High	17.65 USD
Low	17.196 USD
Close (prev. day)	17.006 USD
VWAP	17.476753 USD
Volume (pcs)	2,728
Trading volume	47,638.60
Number of trades	18
Last size	101

Futures and Options











Related Futures	-
Related Options	-

5y



Information about previous performance does not guarantee future performance.
Source: FactSet

Recent research

on sector		on market	
Date		Headline	Download
2024/04/26		Global Equity Ratings	
2024/04/26		Aktienempfehlungen Global	
2024/04/03		Global Equity Ratings	
2024/04/03		Aktienempfehlungen Global	
2024/03/13		Global Equity Ratings	

Details

2024/04/29 21:26:39

Price

17.385 USD

Difference ▲ 2.23% (0.38)

General attributes

ISIN	JP3877600001
Symbol	8002
Exchange	FINRA other OTC Issues
Currency	USD
Sector	Commerce
Security type	Stock
Market cap (m)	26,776 EUR
Benchmark	NIKKEI 225

Market data

Bid (Bid size)	-
Ask (Ask size)	-
Open	17.508 USD
High	17.65 USD
Low	17.196 USD
Close (prev. day)	17.006 USD
VWAP	17.476753 USD
Volume (pcs)	2,728
Trading volume	47,638.60
Number of trades	18
Last size	101

Performance and Risk

	6m	1y	3y
Perf (%)	+19.08%	+22.60%	+113.18%
Perf (abs.)	+2.79	+3.21	+9.23
Beta	0.94	1.06	0.96
Volatility	27.99	31.71	30.41

5y



Information about previous performance does not guarantee future performance.
Source: FactSet

Price data

Ø price 5 days Ø volume 5 days (pcs.)	17.229 USD (2,058)
Ø price 30 days Ø volume 30 days (pcs.)	17.217 USD (2,874)
Ø price 100 days Ø volume 100 days (pcs.)	16.570 USD (11,086)
Ø price 250 days Ø volume 250 days (pcs.)	16.220 USD (20,940)
YTD High date	18.120 USD (2024/04/15)
YTD Low date	15.350 USD (2024/01/02)
52 Weeks High date	19.040 USD (2023/06/22)
52 Weeks Low date	13.740 USD (2023/05/04)

Arbitrage views

Exchange ⊕	Date	Time	Price	Trading volume (mio.)	Number of trades
Tradegate	2024/04/29	22:26	16.414 EUR	0.09	16
Tokyo Stock Exchange	2024/04/26	08:00	2,706.00 JPY	140.48	9,503
Stuttgart	2024/04/29	12:58	16.454 EUR	0.00	4
Munich	2024/04/29	15:30	16.174 EUR	0.01	3
Frankfurt	2024/04/29	15:33	16.356 EUR	0.09	10

	29					
FINRA other OTC Issues	2024/04/29	21:26	17.385 USD	0.05		18
Duesseldorf	2024/04/29	19:30	16.246 EUR	0.00		6
Berlin	2024/04/29	08:09	16.142 EUR	0.00		2

Company profile

Company Logo

Marubeni

Company Profile

-

Contact Details

MARUBENI

--

4-2, Ohtemachi 1-chome 100-8088 Chiyoda-ku, Tokyo

Telefon: +81 3 3282 2111

Fax: +81 3 3282 4241

E-mail: -