

## CONTACT ENERGY LTD NPV

ISIN: NZCENE0001S6 WKN: CEN

## Overview

2024/07/18 08:11:38

Price  
4.86 EURDifference  0.00% (0.00)

## General attributes

ISIN	NZCENE0001S6
Symbol	CEN
Exchange	Munich
Currency	EUR
Sector	Other
Security type	Stock
Market cap (m)	3,791 EUR
Benchmark	MSCI WORLD INDEX (STRD, UHD)

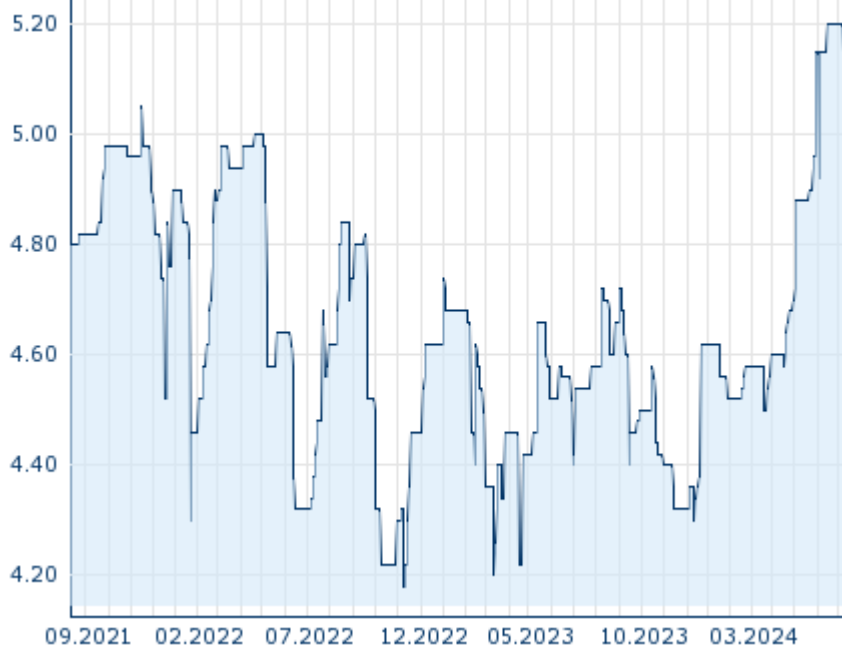
## Market data

Bid (Bid size)	4.68 EUR (500)
Ask (Ask size)	4.94 EUR (500)
Open	4.86 EUR
High	4.86 EUR
Low	4.86 EUR
Close (prev. day)	4.86 EUR
VWAP	4.92 EUR
Volume (pcs)	0
Trading volume	0.00
Number of trades	1
Last size	0

## Futures and Options


Related Futures	-
Related Options	-

5y



Information about previous performance does not guarantee future performance.  
Source: FactSet

## Recent research

on sector			
Date		Headline	Download
2024/07/15		Aktienempfehlungen Global	
2024/07/12		Global Equity Ratings	
2024/07/09		Aktienempfehlungen Österreich	
2024/07/05		Equity Weekly	
2024/06/24		Aktienempfehlungen Österreich	

## Details

2024/07/18 08:11:38

## Price

4.86 EUR

Difference ➔ 0.00% (0.00)

## General attributes

ISIN	NZCENE0001S6
Symbol	CEN
Exchange	Munich
Currency	EUR
Sector	Other
Security type	Stock
Market cap (m)	3,791 EUR
Benchmark	MSCI WORLD INDEX (STRD, UHD)

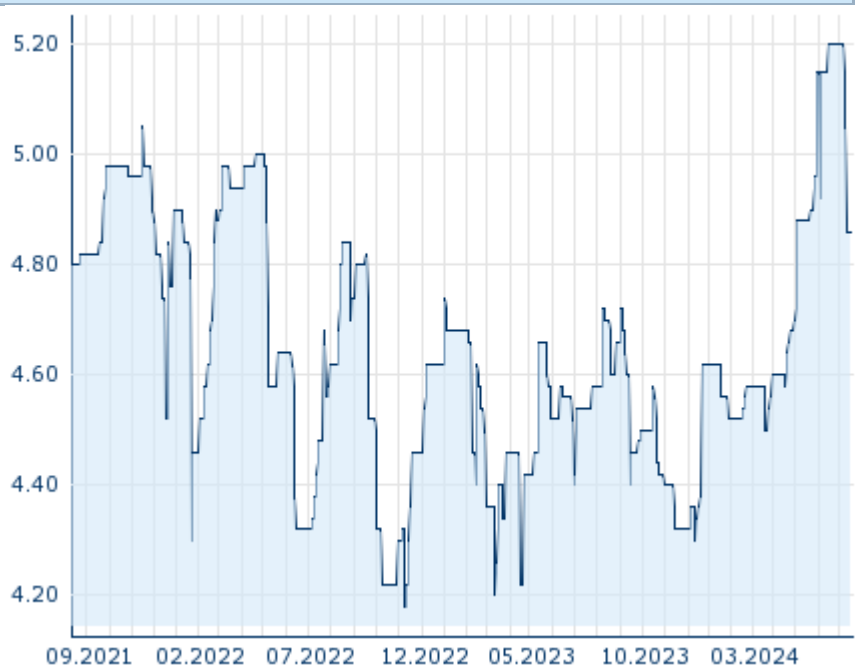
## Market data

Bid (Bid size)	4.68 EUR (500)
Ask (Ask size)	4.94 EUR (500)
Open	4.86 EUR
High	4.86 EUR
Low	4.86 EUR
Close (prev. day)	4.86 EUR
VWAP	4.92 EUR
Volume (pcs)	0
Trading volume	0.00
Number of trades	1
Last size	0

## Performance and Risk

	6m	1y	3y
Perf (%)	+5.19%	+7.05%	-
Perf (abs.)	+0.24	+0.32	-
Beta	-0.04	0.15	0.03
Volatility	13.96	13.38	-

5y



Information about previous performance does not guarantee future performance.  
Source: FactSet

## Price data

Ø price 5 days   Ø volume 5 days (pcs.)	4.86 EUR (0)
Ø price 30 days   Ø volume 30 days (pcs.)	5.12 EUR (0)
Ø price 100 days   Ø volume 100 days (pcs.)	4.83 EUR (13)
Ø price 250 days   Ø volume 250 days (pcs.)	4.64 EUR (27)
YTD High   date	5.20 EUR (2024/06/14)
YTD Low   date	4.50 EUR (2024/03/19)
52 Weeks High   date	5.20 EUR (2024/06/14)
52 Weeks Low   date	4.30 EUR (2023/12/12)

## All listings for CONTACT ENERGY LTD NPV

Exchange <span>⊕</span>	Date	Time	Price	Trading volume (mio.)	Number of trades
Stuttgart	2024/07/18	08:08	4.70 EUR	0.00	1
Munich	2024/07/18	08:11	4.86 EUR	0.00	1
Frankfurt	2024/07/11	08:49	4.62 EUR	0.00	1
FINRA other OTC Issues	2024/01/23	21:22	4.71 USD	0.00	2
Berlin	2024/07/16	16:45	4.82 EUR	0.00	4

	18								
Australian Securities Exchange	2024/07/18	07:27	7.81 AUD	0.02				13	

## Company profile

### Company Logo



### Company Profile

-

### Contact Details

CONTACT ENERGY

--

Level 1 Harbour, City Tower 29 Brandon St -  
- Wellington

Telefon: 64 4 499 4001

Fax: 64 4 499 4003

E-mail: [investor.centre@contact-energy.co.nz](mailto:investor.centre@contact-energy.co.nz)