

DOMETIC GROUP AB

ISIN: SE0007691613 WKN: -

Overview

2024/05/03 22:02:06

Price
6.94 EURDifference  3.20% (0.22)

General attributes

ISIN	SE0007691613
Symbol	DOM
Exchange	Tradegate
Currency	EUR
Sector	Media / Entertainment / Recreation
Security type	Stock
Market cap (m)	2,208 EUR
Benchmark	OMX STOCKHOLM 30 INDEX

Market data

Bid (Bid size)	6.905 EUR (450)
Ask (Ask size)	6.97 EUR (450)
Open	6.94 EUR
High	6.94 EUR
Low	6.94 EUR
Close (prev. day)	6.725 EUR
VWAP	6.75217 EUR
Volume (pcs)	-
Trading volume	-
Number of trades	1
Last size	-

Futures and Options





Related Futures	30
Related Options	-

5y



Information about previous performance does not guarantee future performance.
Source: FactSet

Recent research

on sector			
Date		Headline	Download
2024/04/29		Aktienempfehlungen Österreich	
2024/04/26		Global Equity Ratings	
2024/04/26		Aktienempfehlungen Global	
2024/04/15		Aktienempfehlungen Österreich	
2024/04/03		Global Equity Ratings	

Details

2024/05/03 22:02:06

Price

6.94 EUR

Difference ▲ 3.20% (0.22)

General attributes

ISIN SE0007691613

Symbol DOM

Exchange Tradegate

Currency EUR

Sector Media / Entertainment / Recreation

Security type Stock

Market cap (m) 2,208 EUR

Benchmark OMX STOCKHOLM 30 INDEX

Market data

Bid (Bid size) 6.905 EUR (450)

Ask (Ask size) 6.97 EUR (450)

Open 6.94 EUR

High 6.94 EUR

Low 6.94 EUR

Close (prev. day) 6.725 EUR

VWAP 6.75217 EUR

Volume (pcs) -

Trading volume -

Number of trades 1

Last size -

Performance and Risk

	6m	1y	3y
Perf (%)	+11.82%	+8.54%	-
Perf (abs.)	+0.71	+0.53	-
Beta	1.49	1.43	1.47
Volatility	28.30	33.94	-

5y



Information about previous performance does not guarantee future performance.
Source: FactSet

Price data

Ø price 5 days Ø volume 5 days (pcs.)	6.65 EUR (389)
Ø price 30 days Ø volume 30 days (pcs.)	7.17 EUR (184)
Ø price 100 days Ø volume 100 days (pcs.)	7.33 EUR (271)
Ø price 250 days Ø volume 250 days (pcs.)	6.61 EUR (252)
YTD High date	8.14 EUR (2024/01/02)
YTD Low date	6.47 EUR (2024/04/25)
52 Weeks High date	8.17 EUR (2023/12/27)
52 Weeks Low date	5.03 EUR (2023/10/26)

Arbitrage views

Exchange ⊕	Date	Time	Price	Trading volume (mio.)	Number of trades
Tradegate	2024/05/03	22:02	6.94 EUR	0.00	1
Stuttgart	2024/05/03	15:35	6.835 EUR	0.00	11
Nasdaq Stockholm	2024/05/03	17:29	80.55 SEK	20.48	824
Munich	2024/05/03	08:03	6.725 EUR	0.00	1
London Stock Exchange	2024/	17:25	80.90 SEK	0.00	2

European Trade Reporting	05/03					
Frankfurt	2024/ 05/03	09:06	6.675	EUR	0.00	2
FINRA other OTC Issues	2024/ 05/02	21:03	6.891	USD	0.00	1
Duesseldorf	2024/ 05/03	19:32	6.875	EUR	0.00	7
Berlin	2024/ 05/03	21:43	6.935	EUR	0.00	18

Company profile

Company Logo



Company Profile

-

Contact Details

DOMETIC GROUP

--

Telefon: -

Fax: -

E-mail: -