

## BRENNTAG SE

ISIN: DE000A1DAH0

WKN: A1DAH

## Overview

2024/08/16 21:59:02

Price

63.10 EUR

Difference  -0.47% (-0.30)

## General attributes

ISIN DE000A1DAH0

Symbol BNR

Exchange Stuttgart

Currency EUR

Sector Chemical / Pharmaceutical / Health

Security type Stock

Market cap (m) 9,131 EUR

Benchmark GERMANY DAX

## Market data

Bid (Bid size) - (0)

Ask (Ask size) - (0)

Open 63.52 EUR

High 63.70 EUR

Low 63.10 EUR

Close (prev. day) 63.40 EUR

VWAP -

Volume (pcs) 30

Trading volume 1,904.00

Number of trades 154

Last size 0

## Futures and Options

Related Futures 39

Related Options -









5y



Information about previous performance does not guarantee future performance.

Source: FactSet

## Recent research

on sector		on market	
Date		Headline	Download
2024/08/16		Equity Weekly	
2024/08/13		Aktienempfehlungen Österreich	
2024/08/12		Global Equity Ratings	
2024/08/12		Aktienempfehlungen Global	
2024/08/09		Equity Weekly	

## Details

2024/08/16 21:59:02

## Price

63.10 EUR

Difference  -0.47% (-0.30)

## General attributes

ISIN	DE000A1DAH0
Symbol	BNR
Exchange	Stuttgart
Currency	EUR
Sector	Chemical / Pharmaceutical / Health
Security type	Stock
Market cap (m)	9,131 EUR
Benchmark	GERMANY DAX

## Market data

Bid (Bid size)	- (0)
Ask (Ask size)	- (0)
Open	63.52 EUR
High	63.70 EUR
Low	63.10 EUR
Close (prev. day)	63.40 EUR
VWAP	-
Volume (pcs)	30
Trading volume	1,904.00
Number of trades	154
Last size	0

## Performance and Risk

	6m	1y	3y
Perf (%)	-21.16%	-12.12%	-26.54%
Perf (abs.)	-16.94	-8.70	-22.80
Beta	0.46	0.63	0.94
Volatility	25.72	21.46	25.91

5y



Information about previous performance does not guarantee future performance.  
Source: FactSet

## Price data

Ø price 5 days   Ø volume 5 days (pcs.)	62.67 EUR (2,585)
Ø price 30 days   Ø volume 30 days (pcs.)	64.23 EUR (847)
Ø price 100 days   Ø volume 100 days (pcs.)	68.45 EUR (967)
Ø price 250 days   Ø volume 250 days (pcs.)	73.72 EUR (897)
YTD High   date	86.98 EUR (2024/03/01)
YTD Low   date	59.42 EUR (2024/08/12)
52 Weeks High   date	86.98 EUR (2024/03/01)
52 Weeks Low   date	59.42 EUR (2024/08/12)

## Arbitrage views

Exchange 	Date	Time	Price	Trading volume (mio.)	Number of trades
Xetra	2024/08/16	17:37	63.24 EUR	17.16	1,549
Vienna Stock Exchange	2024/08/16	17:32	63.16 EUR	0.00	5
Tradegate	2024/08/16	22:26	63.22 EUR	0.21	44
Stuttgart	2024/08/16	21:59	63.10 EUR	0.00	154
SIX Swiss Exchange	2019/	17:30	47.80 CHF	0.00	3

	06/14						
Munich	2024/ 08/16	08:00	63.50	EUR	0.00		2
London Stock Exchange European Trade Reporting	2024/ 08/16	17:30	63.33	EUR	0.00		2
Hanover	2024/ 08/16	08:16	63.44	EUR	0.00		3
Hamburg	2024/ 08/16	08:16	63.44	EUR	0.00		3
Frankfurt	2024/ 08/16	11:25	63.56	EUR	0.01		1
FINRA other OTC Issues	2024/ 08/12	21:57	66.46	USD	0.03		4
Euronext Milan MTF Trading After Hours	2024/ 06/06	18:09	65.86	EUR	0.00		2
Euronext Milan MTF Global Equity Market	2024/ 08/16	17:55	63.14	EUR	0.00		1
Duesseldorf	2024/ 08/16	19:31	63.08	EUR	0.01		6
Berlin	2024/ 08/16	08:00	63.70	EUR	0.01		1

## Company profile

### Company Logo



### Contact Details

BRENNTAG SE

--

Messeallee 11 - 45131 Essen

Telefon: +49-201-6496-0

Fax: +

E-mail: -

### Company Profile

-

#### Members of Management Board

Christian Kohlpaintner Chairman of Managing Board

Kristin Neumann Member of Executive Committee

Ewout van Jarwaarde Member of Executive Committee

Michael Friede Member of Executive Committee

#### Board of directors

Richard Ridinger Chairman of Supervisory Board

Andreas Gebhard Rittstieg Member of Supervisory Board

Stefanie Berlinger Member of Supervisory Board

Sujatha Chandrasekaran Member of Supervisory Board

Ulrich M. Harnacke Member of Supervisory Board

Wijnand Donkers Member of Supervisory Board