

## BATH &amp; BODY WORKS INC.

ISIN: **US0708301041** WKN: **070830104**

## Overview

2024/06/14 17:32:08

Price  
40.735 EURDifference  0.82% (0.33)

## General attributes

ISIN	US0708301041
Symbol	BBWI
Exchange	Vienna Stock Exchange
Currency	EUR
Sector	Consumer Products
Security type	Stock
Market cap (m)	8,994 EUR
Benchmark	S&P 500

## Market data

Bid (Bid size)	-
Ask (Ask size)	-
Open	40.725 EUR
High	40.735 EUR
Low	40.725 EUR
Close (prev. day)	40.405 EUR
VWAP	47.938333 EUR
Volume (pcs)	0
Trading volume	0.00
Number of trades	2
Last size	0

## Futures and Options








Related Futures	-
Related Options	-

5y



Information about previous performance does not guarantee future performance.  
Source: FactSet

## Recent research

on sector		on market	
Date		Headline	Download
2024/06/14		Global Equity Ratings	
2024/06/14		Aktienempfehlungen Global	
2024/06/11		Aktienempfehlungen Österreich	
2024/05/29		Global Equity Ratings	
2024/05/29		Aktienempfehlungen Global	

## Details

2024/06/14 17:32:08

**Price**  
40.735 EUR

**Difference** ▲ 0.82% (0.33)

## General attributes

ISIN	US0708301041
Symbol	BBWI
Exchange	Vienna Stock Exchange
Currency	EUR
Sector	Consumer Products
Security type	Stock
Market cap (m)	8,994 EUR
Benchmark	S&P 500

## Market data

Bid (Bid size)	-
Ask (Ask size)	-
Open	40.725 EUR
High	40.735 EUR
Low	40.725 EUR
Close (prev. day)	40.405 EUR
VWAP	47.938333 EUR
Volume (pcs)	0
Trading volume	0.00
Number of trades	2
Last size	0

## Performance and Risk

	6m	1y	3y
Perf (%)	+8.92%	+8.92%	-
Perf (abs.)	+3.34	+3.34	-
Beta	1.10	1.24	1.41
Volatility	39.60	39.61	-

5y



Information about previous performance does not guarantee future performance.  
Source: FactSet

## Price data

Ø price 5 days   Ø volume 5 days (pcs.)	41.371 EUR (0)
Ø price 30 days   Ø volume 30 days (pcs.)	44.294 EUR (30)
Ø price 100 days   Ø volume 100 days (pcs.)	42.723 EUR (13)
Ø price 250 days   Ø volume 250 days (pcs.)	37.034 EUR (11)
YTD High   date	48.510 EUR (2024/06/04)
YTD Low   date	37.800 EUR (2024/01/25)
52 Weeks High   date	48.510 EUR (2024/06/04)
52 Weeks Low   date	26.600 EUR (2023/11/20)

## All listings for BATH &amp; BODY WORKS INC.

Exchange <span>⊕</span>	Date	Time	Price	Trading volume (mio.)	Number of trades
Vienna Stock Exchange	2024/06/14	17:32	40.735 EUR	0.00	2
Tradegate	2024/06/14	22:26	40.415 EUR	0.01	3
Stuttgart	2024/06/14	08:02	40.47 EUR	0.00	3
NYSE	2024/06/14	22:00	43.26 USD	96.21	32,177
Munich	2024/06/14	08:00	40.47 EUR	0.00	2

	14						
London Stock Exchange	2023/12/01	16:34	33.09 USD	0.01			1
Frankfurt	2024/06/14	08:07	40.505 EUR	0.00			2
Duesseldorf	2024/06/14	19:31	40.565 EUR	0.00			7
Berlin	2024/06/14	08:08	40.50 EUR	0.00			3

## Company profile

### Company Logo

Bath&BodyWorks

### Contact Details

BATH & BODY WORKS INC.

--

3 Limited Parkway - 43230-1467 Columbus

Telefon: +1-614-415-7000

Fax: +1-614-415-7440

E-mail: -

### Company Profile

-

### Members of Management Board

Sarah Nash Chairman of Board of Directors

Alessandro Bogliolo Member of Board of Directors

Danielle Lee Member of Board of Directors

Francis Hondal Member of Board of Directors

James Symancyk Member of Board of Directors

Juan Rajlin Member of Board of Directors

Lucy Brady Member of Board of Directors

Michael Morris Member of Board of Directors

Patricia Bellinger Member of Board of Directors

Stephen Steinour Member of Board of Directors

Steven Voskuil Member of Board of Directors

Gina Boswell Chairman of Managing Board

Deon Riley Member of Executive Committee

Eva C. Boratto Member of Executive Committee

Julie Rosen Member of Executive Committee

Michael Wu Member of Executive Committee

Tom Mazurek Member of Executive Committee