

NEKKAR ASA

ISIN: NO0003049405

WKN: -

Overview

2024/07/18 08:11:09

Price
0.992 EURDifference  -0.80% (-0.01)

General attributes

ISIN	NO0003049405
Symbol	NKR
Exchange	Munich
Currency	EUR
Sector	Technology
Security type	Stock
Market cap (m)	108 EUR
Benchmark	NORWAY OSLO BORS ALL SHARE(TRG)

Market data

Bid (Bid size)	0.944 EUR (1,500)
Ask (Ask size)	0.958 EUR (1,500)
Open	0.992 EUR
High	0.992 EUR
Low	0.992 EUR
Close (prev. day)	1.00 EUR
VWAP	1.05 EUR
Volume (pcs)	0
Trading volume	0.00
Number of trades	2
Last size	0

Futures and Options





Related Futures	-
Related Options	-

5y



Information about previous performance does not guarantee future performance.
Source: FactSet

Recent research

on sector			
Date		Headline	Download
2024/07/15		Aktienempfehlungen Global	
2024/07/12		Global Equity Ratings	
2024/07/09		Aktienempfehlungen Österreich	
2024/07/05		Equity Weekly	
2024/06/24		Aktienempfehlungen Österreich	

Details

2024/07/18 08:11:09

Price

0.992 EUR

Difference 📉 -0.80% (-0.01)

General attributes

ISIN	NO0003049405
Symbol	NKR
Exchange	Munich
Currency	EUR
Sector	Technology
Security type	Stock
Market cap (m)	108 EUR
Benchmark	NORWAY OSLO BORS ALL SHARE(TRG)

Market data

Bid (Bid size)	0.944 EUR (1,500)
Ask (Ask size)	0.958 EUR (1,500)
Open	0.992 EUR
High	0.992 EUR
Low	0.992 EUR
Close (prev. day)	1.00 EUR
VWAP	1.05 EUR
Volume (pcs)	0
Trading volume	0.00
Number of trades	2
Last size	0

Performance and Risk

	6m	1y	3y
Perf (%)	+16.41%	+79.86%	-
Perf (abs.)	+0.14	+0.44	-
Beta	-0.44	0.22	0.48
Volatility	33.24	35.30	-

5y



Information about previous performance does not guarantee future performance.
Source: FactSet

Price data

Ø price 5 days Ø volume 5 days (pcs.)	1.001 EUR (0)
Ø price 30 days Ø volume 30 days (pcs.)	0.913 EUR (40)
Ø price 100 days Ø volume 100 days (pcs.)	0.862 EUR (12)
Ø price 250 days Ø volume 250 days (pcs.)	0.779 EUR (17)
YTD High date	1.050 EUR (2024/07/04)
YTD Low date	0.778 EUR (2024/05/08)
52 Weeks High date	1.050 EUR (2024/07/04)
52 Weeks Low date	0.533 EUR (2023/08/21)

Arbitrage views

Exchange 📍	Date	Time	Price	Trading volume (mio.)	Number of trades
Tradegate	2024/07/17	22:02	0.98 EUR	0.00	1
Stuttgart	2024/07/18	16:15	0.948 EUR	0.00	8
Munich	2024/07/18	08:11	0.992 EUR	0.00	2
London Stock Exchange	2018/05/17	18:04	6.28 NOK	0.00	1
Frankfurt	2024/07/17	17:21	0.896 EUR	0.00	6

	18					
First North Stockholm	2024/07/ 18	18:00	11.45 NOK	0.00		2
Duesseldorf	2024/07/ 18	19:30	0.892 EUR	0.00		4
Berlin	2024/07/ 18	20:20	0.948 EUR	0.00		16

Company profile

Company Logo



Company Profile

-

Contact Details

NEKKAR

--

Telefon: -

Fax: -

E-mail: -