

KID ASA

ISIN: NO0010743545

WKN: -

Overview

2024/07/18 08:11:09

Price

11.66 EUR

Difference  -0.34% (-0.04)

General attributes

| | |
|----------------|---------------------------------|
| ISIN | NO0010743545 |
| Symbol | KID |
| Exchange | Munich |
| Currency | EUR |
| Sector | Commerce |
| Security type | Stock |
| Market cap (m) | 477 EUR |
| Benchmark | NORWAY OSLO BORS ALL SHARE(TRG) |

Market data

| | |
|-------------------|-----------|
| Bid (Bid size) | - |
| Ask (Ask size) | - |
| Open | 11.66 EUR |
| High | 11.66 EUR |
| Low | 11.66 EUR |
| Close (prev. day) | 11.70 EUR |
| VWAP | 7.82 EUR |
| Volume (pcs) | 0 |
| Trading volume | 0.00 |
| Number of trades | 2 |
| Last size | 0 |

Futures and Options

| | |
|-----------------|---|
| Related Futures | - |
| Related Options | - |








5y



Information about previous performance does not guarantee future performance.

Source: FactSet

Recent research

| on sector | | | |
|------------|---|---------------------------|---|
| Date | | Headline | Download |
| 2024/07/15 |  | Aktienempfehlungen Global |  |
| 2024/07/12 |  | Global Equity Ratings |  |
| 2024/06/21 |  | Equity Weekly |  |
| 2024/06/21 |  | Global Equity Ratings |  |
| 2024/06/21 |  | Aktienempfehlungen Global |  |

Details

2024/07/18 08:11:09

Price

11.66 EUR

Difference 📉 -0.34% (-0.04)

General attributes

| | |
|----------------|---------------------------------|
| ISIN | NO0010743545 |
| Symbol | KID |
| Exchange | Munich |
| Currency | EUR |
| Sector | Commerce |
| Security type | Stock |
| Market cap (m) | 477 EUR |
| Benchmark | NORWAY OSLO BORS ALL SHARE(TRG) |

Market data

| | |
|-------------------|-----------|
| Bid (Bid size) | - |
| Ask (Ask size) | - |
| Open | 11.66 EUR |
| High | 11.66 EUR |
| Low | 11.66 EUR |
| Close (prev. day) | 11.70 EUR |
| VWAP | 7.82 EUR |
| Volume (pcs) | 0 |
| Trading volume | 0.00 |
| Number of trades | 2 |
| Last size | 0 |

Performance and Risk

| | 6m | 1y | 3y |
|-------------|--------|---------|------|
| Perf (%) | +2.99% | +70.31% | - |
| Perf (abs.) | +0.34 | +4.83 | - |
| Beta | 0.49 | 0.29 | 0.32 |
| Volatility | 23.90 | 26.68 | - |

5y



Information about previous performance does not guarantee future performance.
Source: FactSet

Price data

| | |
|---|------------------------|
| Ø price 5 days Ø volume 5 days (pcs.) | 11.77 EUR (0) |
| Ø price 30 days Ø volume 30 days (pcs.) | 12.66 EUR (0) |
| Ø price 100 days Ø volume 100 days (pcs.) | 12.37 EUR (0) |
| Ø price 250 days Ø volume 250 days (pcs.) | 10.30 EUR (1) |
| YTD High date | 13.42 EUR (2024/05/22) |
| YTD Low date | 10.04 EUR (2024/01/04) |
| 52 Weeks High date | 13.42 EUR (2024/05/22) |
| 52 Weeks Low date | 6.72 EUR (2023/08/23) |

Arbitrage views

| Exchange 📍 | Date | Time | Price | Trading volume (mio.) | Number of trades |
|-------------------------|------------|-------|------------|-----------------------|------------------|
| Tradegate | 2024/07/18 | 22:02 | 11.62 EUR | 0.00 | 1 |
| Stuttgart | 2024/07/18 | 16:15 | 11.62 EUR | 0.00 | 9 |
| Munich | 2024/07/18 | 08:11 | 11.66 EUR | 0.00 | 2 |
| London Stock Exchange | 2021/09/29 | 16:26 | 117.00 NOK | 0.03 | 1 |
| Frankfurt | 2024/07/18 | 08:27 | 11.48 EUR | 0.00 | 2 |

| | | | | | | |
|--------------------------|----------------|-------|------------|------|--|----|
| | 18 | | | | | |
| First North Stockholm | 2024/07/ 16 | 18:00 | 138.80 NOK | 0.03 | | 13 |
| Duesseldorf | 2024/07/ 18 | 08:12 | 11.56 EUR | 0.00 | | 3 |

Company profile

Company Logo

Kid ASA

Company Profile

-

Contact Details

KID ASA

--

Telefon: -

Fax: -

E-mail: -