

NEW WAVE GROUP AB SER. B

ISIN: SE0020356970 WKN: 7314306

Overview

2024/07/26 08:03:18

Price

9.405 EUR

Difference  -1.00% (-0.10)

General attributes

ISIN	SE0020356970
Symbol	NEWA B
Exchange	Frankfurt
Currency	EUR
Sector	Consumer Products
Security type	Stock
Market cap (m)	902 EUR
Benchmark	OMX STOCKHOLM 30 INDEX

Market data

Bid (Bid size)	-
Ask (Ask size)	-
Open	9.405 EUR
High	9.405 EUR
Low	9.405 EUR
Close (prev. day)	9.50 EUR
VWAP	10.24 EUR
Volume (pcs)	0
Trading volume	0.00
Number of trades	2
Last size	0

Futures and Options

Related Futures	15
Related Options	-












5y

Information about previous performance does not guarantee future performance.

Source: FactSet

Recent research

on sector			
Date		Headline	Download
2024/07/26		Equity Weekly	
2024/07/24		Global Equity Ratings	
2024/07/24		Aktienempfehlungen Global	
2024/07/15		Aktienempfehlungen Global	
2024/07/12		Equity Weekly	

Details

2024/07/26 08:03:18

Price

9.405 EUR

Difference  -1.00% (-0.10)

General attributes

ISIN	SE0020356970
Symbol	NEWA B
Exchange	Frankfurt
Currency	EUR
Sector	Consumer Products
Security type	Stock
Market cap (m)	902 EUR
Benchmark	OMX STOCKHOLM 30 INDEX

Market data

Bid (Bid size)	-
Ask (Ask size)	-
Open	9.405 EUR
High	9.405 EUR
Low	9.405 EUR
Close (prev. day)	9.50 EUR
VWAP	10.24 EUR
Volume (pcs)	0
Trading volume	0.00
Number of trades	2
Last size	0

Performance and Risk

	6m	1y	3y
Perf (%)	+14.33%	+15.19%	+38.51%
Perf (abs.)	+1.18	+1.24	+2.62
Beta	1.27	1.47	1.37
Volatility	36.43	38.40	44.88



Information about previous performance does not guarantee future performance.
Source: FactSet

Price data

Ø price 5 days Ø volume 5 days (pcs.)	9.477 EUR (0)
Ø price 30 days Ø volume 30 days (pcs.)	9.797 EUR (0)
Ø price 100 days Ø volume 100 days (pcs.)	9.897 EUR (14)
Ø price 250 days Ø volume 250 days (pcs.)	8.514 EUR (33)
YTD High date	11.342 EUR (2024/03/04)
YTD Low date	7.861 EUR (2024/01/18)
52 Weeks High date	11.342 EUR (2024/03/04)
52 Weeks Low date	5.906 EUR (2023/10/24)

Arbitrage views

Exchange 	Date	Time	Price	Trading volume (mio.)	Number of trades
Stuttgart	2024/07/26	13:56	9.60 EUR	0.00	9
Nasdaq Stockholm	2024/07/26	18:00	113.60 SEK	11.31	818
London Stock Exchange	2024/04/08	16:45	122.9448 SEK	0.82	1
Frankfurt	2024/07/26	08:03	9.405 EUR	0.00	2
Duesseldorf	2024/07/26	19:32	9.525 EUR	0.00	7

Company profile

Company Logo



Company Profile

-

Contact Details

NEW WAVE GROUP

--

Kungsporsavenyen 10 411 36 Goteborg

Telefon: +46 (0) 31 712 89 00

Fax: -

E-mail: info@nwg.se