

## KID ASA

ISIN: NO0010743545

WKN: -

## Overview

2024/07/12 15:22:50

Price  
11.70 EURDifference  -0.34% (-0.04)

## General attributes

ISIN	NO0010743545
Symbol	KID
Exchange	Stuttgart
Currency	EUR
Sector	Commerce
Security type	Stock
Market cap (m)	478 EUR
Benchmark	NORWAY OSLO BORS ALL SHARE(TRG)

## Market data

Bid (Bid size)	- (0)
Ask (Ask size)	- (0)
Open	11.76 EUR
High	11.80 EUR
Low	11.54 EUR
Close (prev. day)	11.74 EUR
VWAP	-
Volume (pcs)	0
Trading volume	0.00
Number of trades	10
Last size	0

## Futures and Options











Related Futures	-
Related Options	-

5y



Information about previous performance does not guarantee future performance.  
Source: FactSet

## Recent research

on sector			
Date		Headline	Download
2024/07/12		Global Equity Ratings	
2024/07/12		Aktienempfehlungen Global	
2024/06/21		Equity Weekly	
2024/06/21		Global Equity Ratings	
2024/06/21		Aktienempfehlungen Global	

## Details

2024/07/12 15:22:50

## Price

11.70 EUR

Difference 📉 -0.34% (-0.04)

## General attributes

ISIN	NO0010743545
Symbol	KID
Exchange	Stuttgart
Currency	EUR
Sector	Commerce
Security type	Stock
Market cap (m)	478 EUR
Benchmark	NORWAY OSLO BORS ALL SHARE(TRG)

## Market data

Bid (Bid size)	- (0)
Ask (Ask size)	- (0)
Open	11.76 EUR
High	11.80 EUR
Low	11.54 EUR
Close (prev. day)	11.74 EUR
VWAP	-
Volume (pcs)	0
Trading volume	0.00
Number of trades	10
Last size	0

## Performance and Risk

	6m	1y	3y
Perf (%)	+3.17%	+70.06%	-
Perf (abs.)	+0.36	+4.82	-
Beta	0.56	0.28	0.32
Volatility	27.68	33.96	-

5y



Information about previous performance does not guarantee future performance.  
Source: FactSet

## Price data

Ø price 5 days   Ø volume 5 days (pcs.)	11.75 EUR (0)
Ø price 30 days   Ø volume 30 days (pcs.)	12.65 EUR (0)
Ø price 100 days   Ø volume 100 days (pcs.)	12.28 EUR (0)
Ø price 250 days   Ø volume 250 days (pcs.)	10.17 EUR (0)
YTD High   date	13.54 EUR (2024/05/16)
YTD Low   date	9.46 EUR (2024/01/02)
52 Weeks High   date	13.54 EUR (2024/05/16)
52 Weeks Low   date	6.56 EUR (2023/08/15)

## All listings for KID ASA

Exchange <span>📍</span>	Date	Time	Price	Trading volume (mio.)	Number of trades
Tradegate	2024/07/12	22:02	11.68 EUR	0.00	1
Stuttgart	2024/07/12	15:22	11.70 EUR	0.00	10
Munich	2024/07/12	08:03	11.86 EUR	0.00	2
London Stock Exchange	2021/09/29	16:26	117.00 NOK	0.03	1
Frankfurt	2024/07/12	08:44	11.62 EUR	0.00	2

	12						
First North Stockholm	2024/07/ 02	18:00	146.00 NOK	0.12		16	
Duesseldorf	2024/07/ 12	08:12	11.74 EUR	0.00		3	

## Company profile

### Company Logo

**Kid** ASA

### Company Profile

-

### Contact Details

KID ASA

--

----

Telefon: -

Fax: -

E-mail: -