

## CAFOM S.A.

ISIN: FR0010151589

WKN: -

## Overview

2024/10/18 15:47:10

Price  
8.26 EURDifference  -0.24% (-0.02)

## General attributes

ISIN	FR0010151589
Symbol	CAFO
Exchange	Stuttgart
Currency	EUR
Sector	Commerce
Security type	Stock
Market cap (m)	80 EUR
Benchmark	CAC 40 INDEX

## Market data

Bid (Bid size)	- (0)
Ask (Ask size)	- (0)
Open	8.26 EUR
High	8.28 EUR
Low	8.26 EUR
Close (prev. day)	8.28 EUR
VWAP	-
Volume (pcs)	0
Trading volume	0.00
Number of trades	10
Last size	0

## Futures and Options











Related Futures	-
Related Options	-

5y



Information about previous performance does not guarantee future performance.  
Source: FactSet

## Recent research

on sector		on market	
Date		Headline	Download
2024/09/27		Global Equity Ratings	
2024/09/27		Aktienempfehlungen Global	
2024/09/11		Global Equity Ratings	
2024/09/11		Aktienempfehlungen Global	
2024/09/05		Global Equity Ratings	

## Details

2024/10/18 15:47:10

## Price

8.26 EUR

Difference ▼ -0.24% (-0.02)

## General attributes

ISIN	FR0010151589
Symbol	CAFO
Exchange	Stuttgart
Currency	EUR
Sector	Commerce
Security type	Stock
Market cap (m)	80 EUR
Benchmark	CAC 40 INDEX

## Market data

Bid (Bid size)	- (0)
Ask (Ask size)	- (0)
Open	8.26 EUR
High	8.28 EUR
Low	8.26 EUR
Close (prev. day)	8.28 EUR
VWAP	-
Volume (pcs)	0
Trading volume	0.00
Number of trades	10
Last size	0

## Performance and Risk

	6m	1y	3y
Perf (%)	-12.68%	-9.23%	-41.83%
Perf (abs.)	-1.20	-0.84	-5.94
Beta	-0.01	-0.04	0.29
Volatility	17.20	19.17	34.70

5y



Information about previous performance does not guarantee future performance.  
Source: FactSet

## Price data

Ø price 5 days   Ø volume 5 days (pcs.)	8.30 EUR (0)
Ø price 30 days   Ø volume 30 days (pcs.)	8.19 EUR (0)
Ø price 100 days   Ø volume 100 days (pcs.)	8.59 EUR (0)
Ø price 250 days   Ø volume 250 days (pcs.)	8.82 EUR (0)
YTD High   date	9.60 EUR (2024/01/24)
YTD Low   date	7.80 EUR (2024/09/16)
52 Weeks High   date	9.60 EUR (2024/01/24)
52 Weeks Low   date	7.80 EUR (2024/09/16)

## Arbitrage views

Exchange <span>⊕</span>	Date	Time	Price	Trading volume (mio.)	Number of trades
Stuttgart	2024/10/18	15:47	8.26 EUR	0.00	10
London Stock Exchange	2018/05/22	17:35	9.20 EUR	0.00	1
Frankfurt	2024/10/18	08:03	8.26 EUR	0.00	2
Euronext Paris	2024/10/18	09:36	8.48 EUR	0.00	2
Duesseldorf	2024/10/18	08:12	8.24 EUR	0.00	3



## Company profile

### Company Logo

#### Contact Details

CAFOM

--

----

Telefon: -

Fax: -

E-mail: -

### Company Profile

-