

CAFOM S.A.

ISIN: **FR0010151589**

WKN: -

Overview

2024/09/13 16:37:56

Price
7.84 EURDifference  0.00% (0.00)

General attributes

ISIN	FR0010151589
Symbol	CAFO
Exchange	Stuttgart
Currency	EUR
Sector	Commerce
Security type	Stock
Market cap (m)	76 EUR
Benchmark	CAC 40 INDEX

Market data

Bid (Bid size)	- (0)
Ask (Ask size)	- (0)
Open	7.82 EUR
High	7.84 EUR
Low	7.82 EUR
Close (prev. day)	7.84 EUR
VWAP	-
Volume (pcs)	0
Trading volume	0.00
Number of trades	12
Last size	0

Futures and Options











Related Futures	-
Related Options	-

5y



Information about previous performance does not guarantee future performance.
Source: FactSet

Recent research

on sector		on market	
Date		Headline	Download
2024/09/11		Global Equity Ratings	
2024/09/11		Aktienempfehlungen Global	
2024/09/05		Global Equity Ratings	
2024/09/05		Aktienempfehlungen Global	
2024/08/12		Global Equity Ratings	

Details

2024/09/13 16:37:56

Price

7.84 EUR

Difference ↔ 0.00% (0.00)

General attributes

ISIN	FR0010151589
Symbol	CAFO
Exchange	Stuttgart
Currency	EUR
Sector	Commerce
Security type	Stock
Market cap (m)	76 EUR
Benchmark	CAC 40 INDEX

Market data

Bid (Bid size)	- (0)
Ask (Ask size)	- (0)
Open	7.82 EUR
High	7.84 EUR
Low	7.82 EUR
Close (prev. day)	7.84 EUR
VWAP	-
Volume (pcs)	0
Trading volume	0.00
Number of trades	12
Last size	0

Performance and Risk

	6m	1y	3y
Perf (%)	-10.50%	-17.30%	-46.85%
Perf (abs.)	-0.92	-1.64	-6.91
Beta	-	-	-
Volatility	20.74	19.42	35.05

5y



Information about previous performance does not guarantee future performance.
Source: FactSet

Price data

Ø price 5 days Ø volume 5 days (pcs.)	7.94 EUR (0)
Ø price 30 days Ø volume 30 days (pcs.)	8.32 EUR (0)
Ø price 100 days Ø volume 100 days (pcs.)	8.84 EUR (0)
Ø price 250 days Ø volume 250 days (pcs.)	8.92 EUR (0)
YTD High date	9.60 EUR (2024/01/24)
YTD Low date	7.82 EUR (2024/09/13)
52 Weeks High date	9.60 EUR (2024/01/24)
52 Weeks Low date	7.82 EUR (2024/09/13)

Arbitrage views

Exchange ⊕	Date	Time	Price	Trading volume (mio.)	Number of trades
Stuttgart	2024/09/13	16:37	7.84 EUR	0.00	12
London Stock Exchange	2018/05/22	17:35	9.20 EUR	0.00	1
Frankfurt	2024/09/13	08:12	7.82 EUR	0.00	2
Euronext Paris	2024/09/13	17:22	8.08 EUR	0.00	9
Duesseldorf	2024/09/13	08:12	7.80 EUR	0.00	3

Company profile

Company Logo

Contact Details

CAFOM

--

Telefon: -

Fax: -

E-mail: -

Company Profile

-