

AFLAC INC.

ISIN: US0010551028

WKN: 001055102

Overview

2024/07/18 09:05:34

Price

86.10 EUR

Difference  -0.28% (-0.24)

General attributes

ISIN	US0010551028
Symbol	AFL
Exchange	Vienna Stock Exchange
Currency	EUR
Sector	Financial
Security type	Stock
Market cap (m)	48,855 EUR
Benchmark	S&P 500

Market data

Bid (Bid size)	85.66 EUR (120)
Ask (Ask size)	86.26 EUR (120)
Open	86.10 EUR
High	86.10 EUR
Low	86.10 EUR
Close (prev. day)	86.34 EUR
VWAP	85.34 EUR
Volume (pcs)	0
Trading volume	0.00
Number of trades	1
Last size	0

Futures and Options





Related Futures	-
Related Options	-

5y



Information about previous performance does not guarantee future performance.
Source: FactSet

Recent research

on sector		on market	
Date		Headline	Download
2024/07/15		Aktienempfehlungen Global	
2024/07/12		Global Equity Ratings	
2024/07/09		Aktienempfehlungen Österreich	
2024/06/28		Equity Weekly	
2024/06/24		Aktienempfehlungen Österreich	

Details

2024/07/18 09:05:34

Price

86.10 EUR

Difference ▼ -0.28% (-0.24)

General attributes

ISIN	US0010551028
Symbol	AFL
Exchange	Vienna Stock Exchange
Currency	EUR
Sector	Financial
Security type	Stock
Market cap (m)	48,855 EUR
Benchmark	S&P 500

Market data

Bid (Bid size)	85.66 EUR (120)
Ask (Ask size)	86.26 EUR (120)
Open	86.10 EUR
High	86.10 EUR
Low	86.10 EUR
Close (prev. day)	86.34 EUR
VWAP	85.34 EUR
Volume (pcs)	0
Trading volume	0.00
Number of trades	1
Last size	0

Performance and Risk

	6m	1y	3y
Perf (%)	+12.57%	+37.48%	+90.93%
Perf (abs.)	+9.64	+23.54	+41.12
Beta	0.02	0.27	0.66
Volatility	20.95	19.77	22.43

5y



Information about previous performance does not guarantee future performance.
Source: FactSet

Price data

Ø price 5 days Ø volume 5 days (pcs.)	85.50 EUR (7)
Ø price 30 days Ø volume 30 days (pcs.)	83.09 EUR (2)
Ø price 100 days Ø volume 100 days (pcs.)	79.55 EUR (2)
Ø price 250 days Ø volume 250 days (pcs.)	75.82 EUR (1)
YTD High date	86.34 EUR (2024/07/17)
YTD Low date	70.00 EUR (2024/02/02)
52 Weeks High date	86.34 EUR (2024/07/17)
52 Weeks Low date	62.60 EUR (2023/07/18)

All listings for AFLAC INC.

Exchange	Date	Time	Price	Trading volume (mio.)	Number of trades
Xetra	2024/07/17	17:35	86.32 EUR	0.00	2
Vienna Stock Exchange	2024/07/18	09:05	86.10 EUR	0.00	1
Tradegate	2024/07/18	09:10	86.02 EUR	0.01	2
Stuttgart	2024/07/18	08:08	86.02 EUR	0.00	1
NYSE	2024/07/18	22:00	94.06 USD	199.82	31,528

	17							
Munich	2024/07/18	08:00	86.02	EUR	0.00			1
London Stock Exchange	2023/06/23	15:38	66.94	USD	0.10			1
Hanover	2024/07/18	08:05	86.02	EUR	0.00			1
Hamburg	2024/07/18	08:00	86.02	EUR	0.00			1
Frankfurt	2024/07/18	08:20	86.02	EUR	0.00			1
Duesseldorf	2024/07/18	09:31	86.00	EUR	0.00			2
Berlin	2024/07/18	10:10	85.98	EUR	0.00			3

Company profile

Company Logo



Contact Details

AFLAC INC.

--

1932 Wynnton Road - 31999 Columbus

Telefon: +1-706-323-3431

Fax: +1-706-324-6330

E-mail: -

Company Profile

-

Members of Management Board

Arthur Collins Member of Board of Directors

Katherine Rohrer Member of Board of Directors

Miwako Hosoda Member of Board of Directors

Georgette Kiser Member of Board of Directors

Joseph Moskowitz Member of Board of Directors

Karole Lloyd Member of Board of Directors

Nobuchika Mori Member of Board of Directors

Thomas Kenny Member of Board of Directors

William Bowers Member of Board of Directors

Daniel P. Amos Chairman of Managing Board

Audrey Boone Tillman Member of Executive Committee

Max K. Broden Member of Executive Committee

Virgil R. Miller Member of Executive Committee