

NEW AMSTERDAM INVEST N.V EUR0.04

ISIN: NL0015000CG2 WKN: -

Overview

2024/07/29 08:43:35

Price
8.35 EURDifference  0.00% (0.00)

General attributes

ISIN	NL0015000CG2
Symbol	NAI
Exchange	Frankfurt
Currency	EUR
Sector	-
Security type	Stock
Market cap (m)	43 EUR
Benchmark	AMSTERDAM EXCHANGES INDEX

Market data

Bid (Bid size)	-
Ask (Ask size)	-
Open	8.35 EUR
High	8.35 EUR
Low	8.35 EUR
Close (prev. day)	8.35 EUR
VWAP	10.15 EUR
Volume (pcs)	0
Trading volume	0.00
Number of trades	1
Last size	0

Futures and Options

Related Futures	-
Related Options	-





5y



Information about previous performance does not guarantee future performance.
Source: FactSet

Recent research

on market

Date	Headline	Download
2024/07/24	 Aktienempfehlungen Global	
2024/07/15	 Aktienempfehlungen Global	
2024/07/03	 Global Strategy 3Q 2024	
2024/07/03	 Global Strategy 3Q 2024	
2024/06/21	 Global Equity Ratings	

Details

2024/07/29 08:43:35

Price

8.35 EUR

Difference ➔ 0.00% (0.00)

General attributes

ISIN	NL0015000CG2
Symbol	NAI
Exchange	Frankfurt
Currency	EUR
Sector	-
Security type	Stock
Market cap (m)	43 EUR
Benchmark	AMSTERDAM EXCHANGES INDEX

Market data

Bid (Bid size)	-
Ask (Ask size)	-
Open	8.35 EUR
High	8.35 EUR
Low	8.35 EUR
Close (prev. day)	8.35 EUR
VWAP	10.15 EUR
Volume (pcs)	0
Trading volume	0.00
Number of trades	1
Last size	0

Performance and Risk

	6m	1y	3y
Perf (%)	-11.17%	-13.92%	-18.54%
Perf (abs.)	-1.05	-1.35	-1.90
Beta	0.01	0.40	-0.27
Volatility	46.56	38.01	42.03



Information about previous performance does not guarantee future performance.
Source: FactSet

Price data

Ø price 5 days Ø volume 5 days (pcs.)	8.41 EUR (0)
Ø price 30 days Ø volume 30 days (pcs.)	8.70 EUR (0)
Ø price 100 days Ø volume 100 days (pcs.)	8.81 EUR (0)
Ø price 250 days Ø volume 250 days (pcs.)	8.93 EUR (0)
YTD High date	9.80 EUR (2024/01/24)
YTD Low date	7.50 EUR (2024/04/24)
52 Weeks High date	9.80 EUR (2024/01/24)
52 Weeks Low date	7.50 EUR (2024/04/24)

Arbitrage views

Exchange ⊕	Date	Time	Price	Trading volume (mio.)	Number of trades
Stuttgart	2024/07/29	08:00	7.60 EUR	0.00	1
Frankfurt	2024/07/29	08:43	8.35 EUR	0.00	1
Euronext Amsterdam	2024/07/29	13:29	8.25 EUR	0.00	2
Duesseldorf	2024/07/29	08:12	8.30 EUR	0.00	1

Company profile

Company Logo

Contact Details

NEW AMSTERDAM INVEST N.V.

--

Telefon: -

Fax: -

E-mail: -

Company Profile

-