

## ADVANCE AUTO PARTS INC.

ISIN: **US00751Y1064** WKN: **00751Y106**

## Overview

2024/04/30 19:31:26

Price

68.83 EUR

Difference  -0.79% (-0.55)

## General attributes

ISIN	US00751Y1064
Symbol	AAP
Exchange	Duesseldorf
Currency	EUR
Sector	Commerce
Security type	Stock
Market cap (m)	4,196 EUR
Benchmark	S&P 500

## Market data

Bid (Bid size)	68.42 EUR (490)
Ask (Ask size)	68.72 EUR (490)
Open	69.88 EUR
High	69.94 EUR
Low	68.76 EUR
Close (prev. day)	69.38 EUR
VWAP	-
Volume (pcs)	0
Trading volume	0.00
Number of trades	5
Last size	0

## Futures and Options











Related Futures	-
Related Options	-

5y



Information about previous performance does not guarantee future performance.  
Source: FactSet

## Recent research

on sector		on market	
Date		Headline	Download
2024/04/26		Global Equity Ratings	
2024/04/26		Aktienempfehlungen Global	
2024/04/03		Global Equity Ratings	
2024/04/03		Aktienempfehlungen Global	
2024/03/13		Global Equity Ratings	

## Details

2024/04/30 19:31:26

## Price

68.83 EUR

Difference ▼ -0.79% (-0.55)

## General attributes

ISIN	US00751Y1064
Symbol	AAP
Exchange	Duesseldorf
Currency	EUR
Sector	Commerce
Security type	Stock
Market cap (m)	4,196 EUR
Benchmark	S&P 500

## Market data

Bid (Bid size)	68.42 EUR (490)
Ask (Ask size)	68.72 EUR (490)
Open	69.88 EUR
High	69.94 EUR
Low	68.76 EUR
Close (prev. day)	69.38 EUR
VWAP	-
Volume (pcs)	0
Trading volume	0.00
Number of trades	5
Last size	0

## Performance and Risk

	6m	1y	3y
Perf (%)	+46.68%	-38.71%	-
Perf (abs.)	+22.08	-43.82	-
Beta	1.20	1.35	0.93
Volatility	46.39	58.67	-

5y



Information about previous performance does not guarantee future performance.  
Source: FactSet

## Price data

Ø price 5 days   Ø volume 5 days (pcs.)	70.18 EUR (0)
Ø price 30 days   Ø volume 30 days (pcs.)	73.50 EUR (0)
Ø price 100 days   Ø volume 100 days (pcs.)	63.26 EUR (0)
Ø price 250 days   Ø volume 250 days (pcs.)	63.09 EUR (1)
YTD High   date	81.20 EUR (2024/03/21)
YTD Low   date	55.00 EUR (2024/01/02)
52 Weeks High   date	114.80 EUR (2023/05/11)
52 Weeks Low   date	45.25 EUR (2023/10/25)

## Arbitrage views

Exchange <span>⊕</span>	Date	Time	Price	Trading volume (mio.)	Number of trades
Tradegate	2024/04/30	19:57	69.01 EUR	0.01	1
Stuttgart	2024/04/30	21:45	68.21 EUR	0.00	5
NYSE	2024/04/30	21:50	73.205 USD	96.73	20,582
Munich	2024/04/30	08:04	70.13 EUR	0.00	1
London Stock	2023/11/	17:30	56.2507 USD	0.02	1

Exchange	13					
Hanover	2024/04/ 30	08:11	70.12 EUR	0.00		1
Frankfurt	2024/04/ 30	08:04	70.12 EUR	0.00		1
Duesseldorf	2024/04/ 30	19:31	68.83 EUR	0.00		5
Berlin	2024/04/ 30	20:21	68.91 EUR	0.00		16

## Company profile

### Company Logo



### Contact Details

ADVANCE AUTO PARTS INC.

--

Airport Road 5008 24012 Roanoke, VA

Telefon: +1 540 561 6444

Fax: -

E-mail: -

### Company Profile

-

#### Members of Management Board

Eugene Lee Chairman of Board of Directors

A. Windom Member of Board of Directors

Arthur Valdez Member of Board of Directors

Carla Bailo Member of Board of Directors

Douglas Pertz Member of Board of Directors

Gregory Smith Member of Board of Directors

Jeffrey Jones Member of Board of Directors

Joan Hilson Member of Board of Directors

John Ferraro Member of Board of Directors

Sherice Torres Member of Board of Directors

Thomas Seboldt Member of Board of Directors

Thomas Greco Chairman of Managing Board

Bob Cushing Member of Executive Committee

Dena Lamar Member of Executive Committee

Elisabeth Eisleben Member of Executive Committee

Herman Word, Jr. Member of Executive Committee

Jason McDonell Member of Executive Committee

Jeff Shepherd Member of Executive Committee

Mike Creedon, Jr. Member of Executive Committee

Natalie S. Schechtman Member of Executive Committee

Reuben E. Slone Member of Executive Committee

Robert Speranza Member of Executive Committee

Sri Donthi Member of Executive Committee

Tammy Moss Finley Member of Executive Committee

