

INDIVA LTD.

ISIN: CA45580J1012 WKN: -

Overview

2024/06/12 20:47:24

Price
0.0210 USDDifference  -19.73% (-0.01)

General attributes

ISIN	CA45580J1012
Symbol	NDVA.H
Exchange	FINRA other OTC Issues
Currency	USD
Sector	Chemical / Pharmaceutical / Health
Security type	Stock
Market cap (m)	4 EUR
Benchmark	S&P/TSX 60 INDEX

Market data

Bid (Bid size)	-
Ask (Ask size)	-
Open	0.0233 USD
High	0.0233 USD
Low	0.0210 USD
Close (prev. day)	0.0261 USD
VWAP	0.022902 USD
Volume (pcs)	510,990
Trading volume	11,893.74
Number of trades	15
Last size	990

Futures and Options











Related Futures	-
Related Options	-

5y



Information about previous performance does not guarantee future performance.
Source: FactSet

Recent research

on sector			
Date		Headline	Download
2024/06/24		Aktienempfehlungen Österreich	
2024/06/21		Global Equity Ratings	
2024/06/21		Aktienempfehlungen Global	
2024/06/14		Equity Weekly	
2024/06/14		Global Equity Ratings	

Details

2024/06/12 20:47:24

Price

0.0210 USD

Difference 📉 -19.73% (-0.01)

General attributes

ISIN	CA45580J1012
Symbol	NDVA.H
Exchange	FINRA other OTC Issues
Currency	USD
Sector	Chemical / Pharmaceutical / Health
Security type	Stock
Market cap (m)	4 EUR
Benchmark	S&P/TSX 60 INDEX

Market data

Bid (Bid size)	-
Ask (Ask size)	-
Open	0.0233 USD
High	0.0233 USD
Low	0.0210 USD
Close (prev. day)	0.0261 USD
VWAP	0.022902 USD
Volume (pcs)	510,990
Trading volume	11,893.74
Number of trades	15
Last size	990

Performance and Risk

	6m	1y	3y
Perf (%)	-66.35%	-17.19%	-93.31%
Perf (abs.)	-0.04	+0.00	-0.29
Beta	-0.41	0.14	0.54
Volatility	143.51	166.19	118.22

5y



Information about previous performance does not guarantee future performance.
Source: FactSet

Price data

Ø price 5 days Ø volume 5 days (pcs.)	0.0262 USD (156,602)
Ø price 30 days Ø volume 30 days (pcs.)	0.0403 USD (47,011)
Ø price 100 days Ø volume 100 days (pcs.)	0.0545 USD (29,941)
Ø price 250 days Ø volume 250 days (pcs.)	0.0449 USD (44,000)
YTD High date	0.0949 USD (2024/01/08)
YTD Low date	0.0210 USD (2024/06/12)
52 Weeks High date	0.0949 USD (2024/01/08)
52 Weeks Low date	0.0105 USD (2023/08/07)

Arbitrage views

Exchange 📍	Date	Time	Price	Trading volume (mio.)	Number of trades
TSX Venture Exchange	2024/06/12	20:22	0.03 CAD	0.02	33
Stuttgart	-	-	-	0.00	-
Frankfurt	2024/06/13	09:59	0.01 EUR	0.00	4
FINRA other OTC Issues	2024/06/12	20:47	0.0210 USD	0.01	15
Berlin	2024/06/13	12:58	0.019 EUR	0.00	8

Company profile

Company Logo



Company Profile

-

Contact Details

INDIVA

--

Preston Street, Suite 710 333 K1S 5N4
Ottawa

Telefon: +1 613 883-8541

Fax: -

E-mail: contact@indiva.com