

## BRENNTAG SE

ISIN: DE000A1DAHH0

WKN: A1DAHH

## Overview

2024/04/26 08:57:39

Price  
75.54 EURDifference  0.53% (0.40)

## General attributes

ISIN	DE000A1DAHH0
Symbol	BNR
Exchange	Frankfurt
Currency	EUR
Sector	Chemical / Pharmaceutical / Health
Security type	Stock
Market cap (m)	10,281 EUR
Benchmark	GERMANY DAX

## Market data

Bid (Bid size)	-
Ask (Ask size)	-
Open	75.94 EUR
High	75.94 EUR
Low	75.54 EUR
Close (prev. day)	75.14 EUR
VWAP	75.54 EUR
Volume (pcs)	268
Trading volume	20,244.72
Number of trades	2
Last size	134

## Futures and Options







Related Futures	38
Related Options	-



5y

Information about previous performance does not guarantee future performance.  
Source: FactSet

## Recent research

on sector		on market	
Date		Headline	Download
2024/04/26		Global Equity Ratings	
2024/04/26		Aktienempfehlungen Global	
2024/04/15		Aktienempfehlungen Österreich	
2024/04/03		Global Equity Ratings	
2024/04/03		Aktienempfehlungen Global	

## Details

2024/04/26 08:57:39

## Price

75.54 EUR

Difference ▲ 0.53% (0.40)

## General attributes

ISIN	DE000A1DAH0
Symbol	BNR
Exchange	Frankfurt
Currency	EUR
Sector	Chemical / Pharmaceutical / Health
Security type	Stock
Market cap (m)	10,281 EUR
Benchmark	GERMANY DAX

## Market data

Bid (Bid size)	-
Ask (Ask size)	-
Open	75.94 EUR
High	75.94 EUR
Low	75.54 EUR
Close (prev. day)	75.14 EUR
VWAP	75.54 EUR
Volume (pcs)	268
Trading volume	20,244.72
Number of trades	2
Last size	134

## Performance and Risk

	6m	1y	3y
Perf (%)	+11.75%	+3.25%	-0.42%
Perf (abs.)	+7.94	+2.38	-0.32
Beta	0.77	0.78	0.95
Volatility	19.80	19.91	26.34

5y



Information about previous performance does not guarantee future performance.  
Source: FactSet

## Price data

Ø price 5 days   Ø volume 5 days (pcs.)	75.19 EUR (112)
Ø price 30 days   Ø volume 30 days (pcs.)	76.87 EUR (130)
Ø price 100 days   Ø volume 100 days (pcs.)	79.89 EUR (253)
Ø price 250 days   Ø volume 250 days (pcs.)	75.40 EUR (210)
YTD High   date	86.66 EUR (2024/03/01)
YTD Low   date	74.04 EUR (2024/04/22)
52 Weeks High   date	86.66 EUR (2024/03/01)
52 Weeks Low   date	67.00 EUR (2023/07/18)

## Arbitrage views

Exchange <span style="font-size: small;">⊕</span>	Date	Time	Price	Trading volume (mio.)	Number of trades
Xetra	2024/04/26	17:35	74.86 EUR	36.96	4,267
Vienna Stock Exchange	2024/04/26	17:32	74.82 EUR	0.00	2
Tradegate	2024/04/26	22:26	74.82 EUR	0.38	55
Stuttgart	2024/04/26	21:59	74.72 EUR	0.02	159
SIX Swiss Exchange	2019/	17:30	47.80 CHF	0.00	3

	06/14						
Munich	2024/ 04/26	08:00	75.74	EUR	0.00		2
London Stock Exchange European Trade Reporting	2024/ 04/26	17:30	74.99	EUR	6.51		1
Hanover	2024/ 04/26	08:16	75.96	EUR	0.00		3
Hamburg	2024/ 04/26	13:31	74.62	EUR	0.14		3
Frankfurt	2024/ 04/26	08:57	75.54	EUR	0.02		2
FINRA other OTC Issues	2024/ 04/23	17:42	80.13	USD	0.03		3
Euronext Milan MTF Trading After Hours	2024/ 04/26	17:44	74.56	EUR	0.00		1
Euronext Milan MTF Global Equity Market	2024/ 04/26	17:44	74.56	EUR	0.00		1
Duesseldorf	2024/ 04/26	19:31	74.74	EUR	0.00		7
Berlin	2024/ 04/26	08:02	75.96	EUR	0.00		2

## Company profile

### Company Logo



### Contact Details

BRENNTAG SE

--

Messeallee 11 - 45131 Essen

Telefon: +49-201-6496-0

Fax: +

E-mail: -

### Company Profile

-

#### Members of Management Board

Christian Kohlpaintner Chairman of Managing Board

Kristin Neumann Member of Executive Committee

Ewout van Jarwaarde Member of Executive Committee

Michael Friede Member of Executive Committee

#### Board of directors

Richard Ridinger Chairman of Supervisory Board

Andreas Gebhard Rittstieg Member of Supervisory Board

Stefanie Berlinger Member of Supervisory Board

Sujatha Chandrasekaran Member of Supervisory Board

Ulrich M. Harnacke Member of Supervisory Board

Wijnand Donkers Member of Supervisory Board