

## ACURX PHARMACEUTICALS INC.

ISIN: **US00510M1045** WKN: **00510M104**

## Overview

2024/07/16 21:22:05

Price  
2.23 EURDifference  2.53% (0.06)

## General attributes

ISIN	US00510M1045
Symbol	ACXP
Exchange	Stuttgart
Currency	EUR
Sector	Chemical / Pharmaceutical / Health
Security type	Stock
Market cap (m)	36 EUR
Benchmark	S&P 500

## Market data

Bid (Bid size)	- (0)
Ask (Ask size)	- (0)
Open	2.17 EUR
High	2.23 EUR
Low	2.17 EUR
Close (prev. day)	2.175 EUR
VWAP	-
Volume (pcs)	0
Trading volume	0.00
Number of trades	6
Last size	0

## Futures and Options







Related Futures	-
Related Options	-

5y



Information about previous performance does not guarantee future performance.  
Source: FactSet

## Recent research

	on sector	on market	
Date	Headline		Download
2024/07/15		Aktienempfehlungen Global	
2024/07/12		Global Equity Ratings	
2024/07/09		Aktienempfehlungen Österreich	
2024/06/24		Aktienempfehlungen Österreich	
2024/06/21		Global Equity Ratings	

## Details

2024/07/16 21:22:05

## Price

2.23 EUR

Difference ▲ 2.53% (0.06)

## General attributes

ISIN	US00510M1045
Symbol	ACXP
Exchange	Stuttgart
Currency	EUR
Sector	Chemical / Pharmaceutical / Health
Security type	Stock
Market cap (m)	36 EUR
Benchmark	S&P 500

## Market data

Bid (Bid size)	- (0)
Ask (Ask size)	- (0)
Open	2.17 EUR
High	2.23 EUR
Low	2.17 EUR
Close (prev. day)	2.175 EUR
VWAP	-
Volume (pcs)	0
Trading volume	0.00
Number of trades	6
Last size	0

## Performance and Risk

	6m	1y	3y
Perf (%)	-46.90%	+11.50%	-55.84%
Perf (abs.)	-1.97	+0.23	-2.82
Beta	1.07	0.45	0.46
Volatility	83.70	119.84	89.61

5y



Information about previous performance does not guarantee future performance.  
Source: FactSet

## Price data

Ø price 5 days   Ø volume 5 days (pcs.)	2.12 EUR (0)
Ø price 30 days   Ø volume 30 days (pcs.)	2.11 EUR (67)
Ø price 100 days   Ø volume 100 days (pcs.)	2.13 EUR (20)
Ø price 250 days   Ø volume 250 days (pcs.)	2.53 EUR (16)
YTD High   date	4.68 EUR (2024/01/12)
YTD Low   date	1.47 EUR (2024/04/16)
52 Weeks High   date	5.45 EUR (2023/10/19)
52 Weeks Low   date	1.21 EUR (2023/10/04)

## Arbitrage views

Exchange	Date	Time	Price	Trading volume (mio.)	Number of trades
Tradegate	2024/07/16	22:02	2.255 EUR	0.00	1
Stuttgart	2024/07/16	21:22	2.23 EUR	0.00	6
Nasdaq	2024/07/16	22:00	2.47 USD	0.04	167
Munich	2024/07/16	08:04	2.145 EUR	0.00	2
Frankfurt	2024/07/16	15:29	2.06 EUR	0.00	5
Berlin	2024/07/16	20:08	2.25 EUR	0.00	13

## Company profile

### Company Logo

**Acurx** Pharmaceuticals

### Company Profile

-

### Contact Details

ACURX PHARMACEUTICALS

--

----

Telefon: -

Fax: -

E-mail: -