

## RIZZO GROUP AB CLASS B

ISIN: SE0016276109 WKN: -

## Overview

2024/04/03 09:59:01

Price  
0.0018 EURDifference  -10.00% (-0.00)

## General attributes

ISIN	SE0016276109
Symbol	RIZZO B
Exchange	Frankfurt
Currency	EUR
Sector	Commerce
Security type	Stock
Market cap (m)	3 EUR
Benchmark	OMX STOCKHOLM 30 INDEX

## Market data

Bid (Bid size)	-
Ask (Ask size)	-
Open	0.002 EUR
High	0.0021 EUR
Low	0.0018 EUR
Close (prev. day)	0.002 EUR
VWAP	0.005 EUR
Volume (pcs)	0
Trading volume	0.00
Number of trades	4
Last size	0

## Futures and Options











Related Futures	-
Related Options	-

5y



Information about previous performance does not guarantee future performance.  
Source: FactSet

## Recent research

on sector			
Date		Headline	Download
2024/04/26		Global Equity Ratings	
2024/04/26		Aktienempfehlungen Global	
2024/04/03		Global Equity Ratings	
2024/04/03		Aktienempfehlungen Global	
2024/03/13		Global Equity Ratings	

## Details

2024/04/03 09:59:01

## Price

0.0018 EUR

Difference ▼ -10.00% (-0.00)

## General attributes

ISIN	SE0016276109
Symbol	RIZZO B
Exchange	Frankfurt
Currency	EUR
Sector	Commerce
Security type	Stock
Market cap (m)	3 EUR
Benchmark	OMX STOCKHOLM 30 INDEX

## Market data

Bid (Bid size)	-
Ask (Ask size)	-
Open	0.002 EUR
High	0.0021 EUR
Low	0.0018 EUR
Close (prev. day)	0.002 EUR
VWAP	0.005 EUR
Volume (pcs)	0
Trading volume	0.00
Number of trades	4
Last size	0

## Performance and Risk

	6m	1y	3y
Perf (%)	-63.27%	-77.50%	-
Perf (abs.)	+0.00	-0.01	-
Beta	1.08	0.53	0.60
Volatility	229.18	172.22	-

5y



Information about previous performance does not guarantee future performance.  
Source: FactSet

## Price data

Ø price 5 days   Ø volume 5 days (pcs.)	0.0023 EUR (0)
Ø price 30 days   Ø volume 30 days (pcs.)	0.0033 EUR (0)
Ø price 100 days   Ø volume 100 days (pcs.)	0.0045 EUR (1,801)
Ø price 250 days   Ø volume 250 days (pcs.)	0.0054 EUR (720)
YTD High   date	0.0064 EUR (2024/01/03)
YTD Low   date	0.0017 EUR (2024/03/26)
52 Weeks High   date	0.0103 EUR (2023/12/22)
52 Weeks Low   date	0.0017 EUR (2024/03/26)

## Arbitrage views

Exchange <span>⊕</span>	Date	Time	Price	Trading volume (mio.)	Number of trades
Nasdaq Stockholm	2024/04/03	09:59	0.022 SEK	0.15	111
Frankfurt	2024/04/03	09:59	0.0018 EUR	0.00	4

## Company profile

### Company Logo



### Company Profile

-

### Contact Details

RIZZO GROUP

--

----

Telefon: -

Fax: -

E-mail: -