

## ACURX PHARMACEUTICALS INC.

ISIN: **US00510M1045** WKN: **00510M104**

## Overview

2024/07/19 22:02:13

Price

2.255 EUR

Difference  -4.25% (-0.10)

## General attributes

ISIN US00510M1045

Symbol ACXP

Exchange Tradegate

Currency EUR

Sector Chemical / Pharmaceutical / Health

Security type Stock

Market cap (m) 35 EUR

Benchmark S&amp;P 500

## Market data

Bid (Bid size) 2.215 EUR (1,356)

Ask (Ask size) 2.29 EUR (1,308)

Open 2.255 EUR

High 2.255 EUR

Low 2.255 EUR

Close (prev. day) 2.355 EUR

VWAP 2.16 EUR

Volume (pcs) -

Trading volume -

Number of trades 1

Last size -

## Futures and Options

Related Futures -

Related Options -







5y



Information about previous performance does not guarantee future performance.

Source: FactSet

## Recent research

| on sector  |   | on market                     |   |
|------------|---|-------------------------------|---|
| Date       |   | Headline                      | Download  |
| 2024/07/15 |  | Aktienempfehlungen Global     |  |
| 2024/07/12 |  | Global Equity Ratings         |  |
| 2024/07/09 |  | Aktienempfehlungen Österreich |  |
| 2024/06/24 |  | Aktienempfehlungen Österreich |  |
| 2024/06/21 |  | Global Equity Ratings         |  |

## Details

2024/07/19 22:02:13

### Price

2.255 EUR

 Difference ▼ -4.25% (-0.10)

### General attributes

|                |                                    |
|----------------|------------------------------------|
| ISIN           | US00510M1045                       |
| Symbol         | ACXP                               |
| Exchange       | Tradegate                          |
| Currency       | EUR                                |
| Sector         | Chemical / Pharmaceutical / Health |
| Security type  | Stock                              |
| Market cap (m) | 35 EUR                             |
| Benchmark      | S&P 500                            |

### Market data

|                   |                   |
|-------------------|-------------------|
| Bid (Bid size)    | 2.215 EUR (1,356) |
| Ask (Ask size)    | 2.29 EUR (1,308)  |
| Open              | 2.255 EUR         |
| High              | 2.255 EUR         |
| Low               | 2.255 EUR         |
| Close (prev. day) | 2.355 EUR         |
| VWAP              | 2.16 EUR          |
| Volume (pcs)      | -                 |
| Trading volume    | -                 |
| Number of trades  | 1                 |
| Last size         | -                 |

### Performance and Risk

|             | 6m      | 1y      | 3y      |
|-------------|---------|---------|---------|
| Perf (%)    | -36.01% | +21.39% | -53.64% |
| Perf (abs.) | -1.33   | +0.42   | -2.73   |
| Beta        | 1.22    | 0.41    | 0.45    |
| Volatility  | 81.47   | 110.13  | 84.00   |

5y



Information about previous performance does not guarantee future performance.  
Source: FactSet

### Price data

|   |                        |
|---|------------------------|
| Ø price 5 days   Ø volume 5 days (pcs.)     | 2.263 EUR (335)        |
| Ø price 30 days   Ø volume 30 days (pcs.)   | 2.132 EUR (281)        |
| Ø price 100 days   Ø volume 100 days (pcs.) | 2.133 EUR (110)        |
| Ø price 250 days   Ø volume 250 days (pcs.) | 2.585 EUR (633)        |
| YTD High   date                             | 4.780 EUR (2024/01/12) |
| YTD Low   date                              | 1.540 EUR (2024/04/15) |
| 52 Weeks High   date                        | 8.400 EUR (2023/10/12) |
| 52 Weeks Low   date                         | 1.310 EUR (2023/10/03) |

### Arbitrage views

| Exchange  | Date       | Time  | Price     | Trading volume (mio.) | Number of trades |
|-----------|------------|-------|-----------|-----------------------|------------------|
| Tradegate | 2024/07/19 | 22:02 | 2.255 EUR | 0.00                  | 1                |
| Stuttgart | 2024/07/19 | 08:07 | 2.305 EUR | 0.00                  | 3                |
| Nasdaq    | 2024/07/19 | 22:00 | 2.43 USD  | 0.29                  | 821              |
| Munich    | 2024/07/19 | 08:03 | 2.34 EUR  | 0.00                  | 1                |
| Frankfurt | 2024/07/19 | 15:29 | 2.295 EUR | 0.00                  | 5                |
| Berlin    | 2024/07/19 | 20:08 | 2.245 EUR | 0.00                  | 11               |

## Company profile

### Company Logo

**Acurx** Pharmaceuticals

### Company Profile

-

### Contact Details

ACURX PHARMACEUTICALS

--

----

Telefon: -

Fax: -

E-mail: -