

ACURX PHARMACEUTICALS INC.

ISIN: **US00510M1045** WKN: **00510M104**

Overview

2024/07/12 22:26:48

Price

2.095 EUR

Difference  -2.56% (-0.06)

General attributes

ISIN US00510M1045

Symbol ACXP

Exchange Tradegate

Currency EUR

Sector Chemical / Pharmaceutical / Health

Security type Stock

Market cap (m) 34 EUR

Benchmark S&P 500

Market data

Bid (Bid size) 2.065 EUR (1,455)

Ask (Ask size) 2.145 EUR (1,396)

Open 2.15 EUR

High 2.15 EUR

Low 2.15 EUR

Close (prev. day) 2.15 EUR

VWAP 2.15 EUR

Volume (pcs) 837

Trading volume 1,799.55

Number of trades 1

Last size -

Futures and Options

Related Futures -

Related Options -









5y



Information about previous performance does not guarantee future performance.

Source: FactSet

Recent research

on sector		on market	
Date		Headline	Download
2024/07/12		Global Equity Ratings	
2024/07/12		Aktienempfehlungen Global	
2024/07/09		Aktienempfehlungen Österreich	
2024/06/24		Aktienempfehlungen Österreich	
2024/06/21		Global Equity Ratings	

Details

2024/07/12 22:26:48

Price

2.095 EUR

 Difference 📉 -2.56% (-0.06)

General attributes

ISIN	US00510M1045
Symbol	ACXP
Exchange	Tradegate
Currency	EUR
Sector	Chemical / Pharmaceutical / Health
Security type	Stock
Market cap (m)	34 EUR
Benchmark	S&P 500

Market data

Bid (Bid size)	2.065 EUR (1,455)
Ask (Ask size)	2.145 EUR (1,396)
Open	2.15 EUR
High	2.15 EUR
Low	2.15 EUR
Close (prev. day)	2.15 EUR
VWAP	2.15 EUR
Volume (pcs)	837
Trading volume	1,799.55
Number of trades	1
Last size	-

Performance and Risk

	6m	1y	3y
Perf (%)	-48.56%	+2.38%	-58.09%
Perf (abs.)	-2.03	+0.05	-2.98
Beta	1.00	0.41	0.45
Volatility	83.39	109.88	83.88

5y



Information about previous performance does not guarantee future performance.
Source: FactSet

Price data

Ø price 5 days Ø volume 5 days (pcs.)	2.040 EUR (1,487)
Ø price 30 days Ø volume 30 days (pcs.)	2.126 EUR (253)
Ø price 100 days Ø volume 100 days (pcs.)	2.157 EUR (116)
Ø price 250 days Ø volume 250 days (pcs.)	2.578 EUR (630)
YTD High date	4.780 EUR (2024/01/12)
YTD Low date	1.540 EUR (2024/04/15)
52 Weeks High date	8.400 EUR (2023/10/12)
52 Weeks Low date	1.310 EUR (2023/10/03)

All listings for ACURX PHARMACEUTICALS INC.

Exchange	Date	Time	Price	Trading volume (mio.)	Number of trades
Tradegate	2024/07/12	22:26	2.095 EUR	0.00	1
Stuttgart	2024/07/12	20:14	2.10 EUR	0.00	4
Nasdaq	2024/07/12	22:00	2.31 USD	0.16	402
Munich	2024/07/12	08:02	2.07 EUR	0.00	2
Frankfurt	2024/07/12	15:29	2.11 EUR	0.00	5
Berlin	2024/07/12	20:08	2.115 EUR	0.00	13

Company profile

Company Logo

Acurx Pharmaceuticals

Company Profile

-

Contact Details

ACURX PHARMACEUTICALS

--

Telefon: -

Fax: -

E-mail: -