

HOYA CORP

ISIN: JP3837800006

WKN: 7741

Overview

2024/07/26 19:31:10

Price

110.20 EUR

Difference  0.59% (0.65)

General attributes

ISIN	JP3837800006
Symbol	7741
Exchange	Duesseldorf
Currency	EUR
Sector	Chemical / Pharmaceutical / Health
Security type	Stock
Market cap (m)	38,427 EUR
Benchmark	NIKKEI 225

Market data

Bid (Bid size)	-
Ask (Ask size)	-
Open	108.95 EUR
High	110.20 EUR
Low	108.95 EUR
Close (prev. day)	109.55 EUR
VWAP	-
Volume (pcs)	0
Trading volume	0.00
Number of trades	7
Last size	0

Futures and Options








Related Futures	-
Related Options	-

5y



Information about previous performance does not guarantee future performance.
Source: FactSet

Recent research

on sector		on market	
Date		Headline	Download
2024/07/24		Global Equity Ratings	
2024/07/24		Aktienempfehlungen Global	
2024/07/15		Aktienempfehlungen Global	
2024/07/12		Global Equity Ratings	
2024/07/09		Aktienempfehlungen Österreich	

Details

2024/07/26 19:31:10

Price

110.20 EUR

Difference ▲ 0.59% (0.65)

General attributes

ISIN	JP3837800006
Symbol	7741
Exchange	Duesseldorf
Currency	EUR
Sector	Chemical / Pharmaceutical / Health
Security type	Stock
Market cap (m)	38,427 EUR
Benchmark	NIKKEI 225

Market data

Bid (Bid size)	-
Ask (Ask size)	-
Open	108.95 EUR
High	110.20 EUR
Low	108.95 EUR
Close (prev. day)	109.55 EUR
VWAP	-
Volume (pcs)	0
Trading volume	0.00
Number of trades	7
Last size	0

Performance and Risk

	6m	1y	3y
Perf (%)	-3.08%	+8.84%	-4.26%
Perf (abs.)	-3.50	+8.95	-4.90
Beta	1.01	1.10	1.22
Volatility	28.56	27.57	30.94

5y



Information about previous performance does not guarantee future performance.
Source: FactSet

Price data

Ø price 5 days Ø volume 5 days (pcs.)	109.45 EUR (0)
Ø price 30 days Ø volume 30 days (pcs.)	111.25 EUR (0)
Ø price 100 days Ø volume 100 days (pcs.)	110.84 EUR (1)
Ø price 250 days Ø volume 250 days (pcs.)	106.69 EUR (0)
YTD High date	121.75 EUR (2024/03/01)
YTD Low date	101.15 EUR (2024/04/11)
52 Weeks High date	121.75 EUR (2024/03/01)
52 Weeks Low date	89.06 EUR (2023/10/31)

All listings for HOYA CORP

Exchange ⊕	Date	Time	Price	Trading volume (mio.)	Number of trades
Tradegate	2024/07/26	22:02	111.30 EUR	0.00	1
Tokyo Stock Exchange	2024/07/26	08:00	18,305.00 JPY	135.91	2,647
Stuttgart	2024/07/26	08:15	109.30 EUR	0.00	3
Munich	2024/07/26	08:16	110.35 EUR	0.00	2
Hanover	2024/07/26	08:01	109.25 EUR	0.00	3

	26					
Frankfurt	2024/07/ 26	16:04	110.85 EUR	0.00		1
FINRA other OTC Issues	2024/07/ 25	15:38	124.00 USD	0.05		15
Duesseldorf	2024/07/ 26	19:31	110.20 EUR	0.00		7
Berlin	2024/07/ 26	21:05	110.90 EUR	0.00		7

Company profile

Company Logo



Contact Details

HOYA CORP.

--

Nittochi Nishishinjuku Building 20/F, 6-10-1
Nishi-Shinjuku - 160-8347 Tokyo

Telefon: +81-3-6911-4811

Fax: +

E-mail: -

Company Profile

-

Members of Management Board

Eiichiro Ikeda	Chairman of Managing Board
Ryo Hirooka	Member of Executive Committee
Tomoko Nakagawa	Member of Executive Committee

Board of directors

Hiroaki Yoshihara	Member of Supervisory Board
Hiroshi Suzuki	Member of Supervisory Board
Mika Nishimura	Member of Supervisory Board
Mitsudo Urano	Member of Supervisory Board
Shuzo Kaihori	Member of Supervisory Board
Yasuyuki Abe	Member of Supervisory Board
Yukako Uchinaga	Member of Supervisory Board