

NEW AMSTERDAM INVEST N.V EUR0.04

ISIN: NL0015000CG2 WKN: -

Overview

2024/07/29 13:29:41

Price
8.25 EURDifference  -2.37% (-0.20)

General attributes

ISIN	NL0015000CG2
Symbol	NAI
Exchange	Euronext Amsterdam
Currency	EUR
Sector	-
Security type	Stock
Market cap (m)	43 EUR
Benchmark	AMSTERDAM EXCHANGES INDEX

Market data

Bid (Bid size)	7.60 EUR (480)
Ask (Ask size)	8.50 EUR (500)
Open	7.80 EUR
High	8.25 EUR
Low	7.80 EUR
Close (prev. day)	8.45 EUR
VWAP	8.020588 EUR
Volume (pcs)	408
Trading volume	3,272.00
Number of trades	2
Last size	200

Futures and Options








Related Futures	-
Related Options	-

5y



Information about previous performance does not guarantee future performance.
Source: FactSet

Recent research

on market			
Date		Headline	Download
2024/07/24		Aktienempfehlungen Global	
2024/07/15		Aktienempfehlungen Global	
2024/07/03		Global Strategy 3Q 2024	
2024/07/03		Global Strategy 3Q 2024	
2024/06/21		Global Equity Ratings	

Details

2024/07/29 13:29:41

Price

8.25 EUR

 Difference ▼ -2.37% (-0.20)

General attributes

ISIN	NL0015000CG2
Symbol	NAI
Exchange	Euronext Amsterdam
Currency	EUR
Sector	-
Security type	Stock
Market cap (m)	43 EUR
Benchmark	AMSTERDAM EXCHANGES INDEX

Market data

Bid (Bid size)	7.60 EUR (480)
Ask (Ask size)	8.50 EUR (500)
Open	7.80 EUR
High	8.25 EUR
Low	7.80 EUR
Close (prev. day)	8.45 EUR
VWAP	8.020588 EUR
Volume (pcs)	408
Trading volume	3,272.00
Number of trades	2
Last size	200

Performance and Risk

	6m	1y	3y
Perf (%)	-12.23%	-17.09%	-21.43%
Perf (abs.)	-1.15	-1.70	-2.25
Beta	0.01	0.40	-0.27
Volatility	57.79	47.87	54.24

5y



Information about previous performance does not guarantee future performance.
Source: FactSet

Price data

Ø price 5 days Ø volume 5 days (pcs.)	8.36 EUR (188)
Ø price 30 days Ø volume 30 days (pcs.)	8.76 EUR (252)
Ø price 100 days Ø volume 100 days (pcs.)	8.82 EUR (531)
Ø price 250 days Ø volume 250 days (pcs.)	9.00 EUR (446)
YTD High date	9.85 EUR (2024/01/24)
YTD Low date	6.90 EUR (2024/04/23)
52 Weeks High date	9.90 EUR (2023/08/01)
52 Weeks Low date	6.90 EUR (2024/04/23)

Arbitrage views

Exchange	Date	Time	Price	Trading volume (mio.)	Number of trades
Stuttgart	2024/07/29	08:00	7.60 EUR	0.00	1
Frankfurt	2024/07/29	08:43	8.35 EUR	0.00	1
Euronext Amsterdam	2024/07/29	13:29	8.25 EUR	0.00	2
Duesseldorf	2024/07/29	08:12	8.30 EUR	0.00	1

Company profile

Company Logo

Contact Details

NEW AMSTERDAM INVEST N.V.

--

Telefon: -

Fax: -

E-mail: -

Company Profile

-