

## BIOTALYS NV NPV

ISIN: **BE0974386188** WKN: -

## Overview

2024/06/11 08:15:47

Price  
2.91 EURDifference  -0.68% (-0.02)

## General attributes

ISIN	BE0974386188
Symbol	BTLS
Exchange	Frankfurt
Currency	EUR
Sector	Chemical / Pharmaceutical / Health
Security type	Stock
Market cap (m)	94 EUR
Benchmark	BEL 20 INDEX

## Market data

Bid (Bid size)	-
Ask (Ask size)	-
Open	2.91 EUR
High	2.91 EUR
Low	2.91 EUR
Close (prev. day)	2.93 EUR
VWAP	2.94 EUR
Volume (pcs)	0
Trading volume	0.00
Number of trades	2
Last size	0

## Futures and Options







Related Futures	-
Related Options	-

5y



Information about previous performance does not guarantee future performance.  
Source: FactSet

## Recent research

	on sector	on market	
Date		Headline	Download
2024/06/11		Aktienempfehlungen Österreich	
2024/05/29		Global Equity Ratings	
2024/05/29		Aktienempfehlungen Global	
2024/05/29		Aktienempfehlungen Österreich	
2024/05/17		Equity Weekly	

## Details

2024/06/11 08:15:47

## Price

2.91 EUR

Difference ▼ -0.68% (-0.02)

## General attributes

ISIN	BE0974386188
Symbol	BTLS
Exchange	Frankfurt
Currency	EUR
Sector	Chemical / Pharmaceutical / Health
Security type	Stock
Market cap (m)	94 EUR
Benchmark	BEL 20 INDEX

## Market data

Bid (Bid size)	-
Ask (Ask size)	-
Open	2.91 EUR
High	2.91 EUR
Low	2.91 EUR
Close (prev. day)	2.93 EUR
VWAP	2.94 EUR
Volume (pcs)	0
Trading volume	0.00
Number of trades	2
Last size	0

## Performance and Risk

	6m	1y	3y
Perf (%)	-11.01%	-51.66%	-
Perf (abs.)	-0.36	-3.11	-
Beta	-0.45	0.27	0.37
Volatility	79.80	91.85	-

5y



Information about previous performance does not guarantee future performance.  
Source: FactSet

## Price data

Ø price 5 days   Ø volume 5 days (pcs.)	2.93 EUR (80)
Ø price 30 days   Ø volume 30 days (pcs.)	2.96 EUR (30)
Ø price 100 days   Ø volume 100 days (pcs.)	3.34 EUR (25)
Ø price 250 days   Ø volume 250 days (pcs.)	4.07 EUR (47)
YTD High   date	4.78 EUR (2024/01/11)
YTD Low   date	2.67 EUR (2024/03/15)
52 Weeks High   date	6.20 EUR (2023/07/25)
52 Weeks Low   date	1.65 EUR (2023/11/29)

## All listings for BIOTALYS NV NPV

Exchange <span>📍</span>	Date	Time	Price	Trading volume (mio.)	Number of trades
Stuttgart	2024/06/11	10:30	2.93 EUR	0.00	4
Munich	2024/06/11	08:03	3.01 EUR	0.00	1
Frankfurt	2024/06/11	08:15	2.91 EUR	0.00	2
Euronext Brussels	2024/06/11	17:35	2.93 EUR	0.01	13
Duesseldorf	2024/06/11	08:12	2.91 EUR	0.00	3

	11						
Berlin	2024/06/11	21:50	2.93	EUR	0.00		19

## Company profile

### Company Logo



### Company Profile

-

### Contact Details

BIOTALYS NV

--

----

Telefon: -

Fax: -

E-mail: -