

TORQ RESOURCES INC.

ISIN: CA89131L1085 WKN: -

Overview

2024/07/26 14:44:26

Price
0.0515 EURDifference  10.75% (0.01)

General attributes

ISIN	CA89131L1085
Symbol	TORQ
Exchange	Stuttgart
Currency	EUR
Sector	Energy / Commodities
Security type	Stock
Market cap (m)	8 EUR
Benchmark	S&P/TSX 60 INDEX

Market data

Bid (Bid size)	- (0)
Ask (Ask size)	- (0)
Open	0.0515 EUR
High	0.0515 EUR
Low	0.0515 EUR
Close (prev. day)	0.0465 EUR
VWAP	-
Volume (pcs)	0
Trading volume	0.00
Number of trades	5
Last size	0






Futures and Options

Related Futures	-
Related Options	-



Information about previous performance does not guarantee future performance.
Source: FactSet

Recent research

on sector	Date	Headline	Download
	2024/07/26	 Equity Weekly	
	2024/07/24	 Global Equity Ratings	
	2024/07/24	 Aktienempfehlungen Global	
	2024/07/15	 Aktienempfehlungen Global	
	2024/07/12	 Equity Weekly	

Details

2024/07/26 14:44:26

Price
0.0515 EUR

Difference ▲ 10.75% (0.01)

General attributes

ISIN	CA89131L1085
Symbol	TORQ
Exchange	Stuttgart
Currency	EUR
Sector	Energy / Commodities
Security type	Stock
Market cap (m)	8 EUR
Benchmark	S&P/TSX 60 INDEX

Market data

Bid (Bid size)	- (0)
Ask (Ask size)	- (0)
Open	0.0515 EUR
High	0.0515 EUR
Low	0.0515 EUR
Close (prev. day)	0.0465 EUR
VWAP	-
Volume (pcs)	0
Trading volume	0.00
Number of trades	5
Last size	0

Performance and Risk

	6m	1y	3y
Perf (%)	-60.38%	-85.69%	-89.62%
Perf (abs.)	-0.08	-0.31	-0.44
Beta	0.49	0.65	0.55
Volatility	183.26	144.52	103.89

5y



Information about previous performance does not guarantee future performance.
Source: FactSet

Price data

Ø price 5 days Ø volume 5 days (pcs.)	0.0503 EUR (0)
Ø price 30 days Ø volume 30 days (pcs.)	0.0498 EUR (379)
Ø price 100 days Ø volume 100 days (pcs.)	0.0670 EUR (646)
Ø price 250 days Ø volume 250 days (pcs.)	0.1339 EUR (513)
YTD High date	0.1550 EUR (2024/01/03)
YTD Low date	0.0410 EUR (2024/06/19)
52 Weeks High date	0.4080 EUR (2023/07/28)
52 Weeks Low date	0.0410 EUR (2024/06/19)

All listings for TORQ RESOURCES INC.

Exchange ⊕	Date	Time	Price	Trading volume (mio.)	Number of trades
TSX Venture Exchange	2024/07/26	20:34	0.09 CAD	0.02	7
Stuttgart	2024/07/26	14:44	0.0515 EUR	0.00	5
Frankfurt	2024/07/26	08:10	0.0425 EUR	0.00	2
FINRA other OTC Issues	2024/07/23	20:09	0.0716 USD	0.00	1
Berlin	2024/07/26	08:08	0.032 EUR	0.00	3

Company profile

Company Logo



Company Profile

-

Contact Details

TORQ RESOURCES

--

West Hastings Street, Suite 1630 1177 V6E
2K3 Vancouver

Telefon: +1 778.729.0500

Fax: -

E-mail: info@torqresources.com