

OSINO RESOURCES CORP.

ISIN: CA68828L1004 WKN: -

Overview

2024/07/26 19:32:03

Price
1.18 EURDifference  1.29% (0.02)

General attributes

ISIN	CA68828L1004
Symbol	OSI
Exchange	Duesseldorf
Currency	EUR
Sector	Energy / Commodities
Security type	Stock
Market cap (m)	235 EUR
Benchmark	S&P/TSX 60 INDEX

Market data

Bid (Bid size)	-
Ask (Ask size)	-
Open	1.14 EUR
High	1.18 EUR
Low	1.14 EUR
Close (prev. day)	1.165 EUR
VWAP	-
Volume (pcs)	0
Trading volume	0.00
Number of trades	7
Last size	0











Futures and Options

Related Futures	-
Related Options	-



Information about previous performance does not guarantee future performance.
Source: FactSet

Recent research

on sector	Date	Headline	Download
	2024/07/26	 Equity Weekly	
	2024/07/24	 Global Equity Ratings	
	2024/07/24	 Aktienempfehlungen Global	
	2024/07/15	 Aktienempfehlungen Global	
	2024/07/12	 Equity Weekly	

Details

2024/07/26 19:32:03

Price

1.18 EUR

 Difference ▲ 1.29% (0.02)

General attributes

ISIN	CA68828L1004
Symbol	OSI
Exchange	Duesseldorf
Currency	EUR
Sector	Energy / Commodities
Security type	Stock
Market cap (m)	235 EUR
Benchmark	S&P/TSX 60 INDEX

Market data

Bid (Bid size)	-
Ask (Ask size)	-
Open	1.14 EUR
High	1.18 EUR
Low	1.14 EUR
Close (prev. day)	1.165 EUR
VWAP	-
Volume (pcs)	0
Trading volume	0.00
Number of trades	7
Last size	0

Performance and Risk

	6m	1y	3y
Perf (%)	+22.28%	+55.26%	+52.26%
Perf (abs.)	+0.22	+0.42	+0.41
Beta	0.30	0.36	0.72
Volatility	26.39	42.74	54.91



Information about previous performance does not guarantee future performance.
Source: FactSet

Price data

Ø price 5 days Ø volume 5 days (pcs.)	1.17 EUR (0)
Ø price 30 days Ø volume 30 days (pcs.)	1.17 EUR (0)
Ø price 100 days Ø volume 100 days (pcs.)	1.18 EUR (0)
Ø price 250 days Ø volume 250 days (pcs.)	0.96 EUR (7)
YTD High date	1.22 EUR (2024/02/26)
YTD Low date	0.89 EUR (2024/01/17)
52 Weeks High date	1.22 EUR (2024/02/26)
52 Weeks Low date	0.60 EUR (2023/11/02)

All listings for OSINO RESOURCES CORP.

Exchange	Date	Time	Price	Trading volume (mio.)	Number of trades
Tradegate	2024/07/26	22:02	1.21 EUR	0.00	1
TSX Venture Exchange	2024/07/26	21:59	1.82 CAD	1.36	99
Stuttgart	2024/07/26	11:05	1.175 EUR	0.00	4
Munich	2024/07/26	08:02	1.215 EUR	0.00	1
Frankfurt	2024/07/26	08:10	1.145 EUR	0.00	2

	26					
FINRA other OTC Issues	2024/07/26	21:18	1.315 USD	0.01		4
Duesseldorf	2024/07/26	19:32	1.18 EUR	0.00		7
Berlin	2024/07/26	20:22	1.21 EUR	0.00		13

Company profile

Company Logo



Company Profile

-

Contact Details

OSINO RESOURCES CORP.

--

Telefon: -

Fax: -

E-mail: -