

POWER METALS CORP

ISIN: CA73929Q1072 WKN: -

Overview

2024/07/26 19:32:03

Price

0.165 EUR

Difference  0.00% (0.00)

General attributes

ISIN	CA73929Q1072
Symbol	PWM
Exchange	Duesseldorf
Currency	EUR
Sector	Energy / Commodities
Security type	Stock
Market cap (m)	25 EUR
Benchmark	S&P/TSX 60 INDEX

Market data

Bid (Bid size)	-
Ask (Ask size)	-
Open	0.165 EUR
High	0.165 EUR
Low	0.165 EUR
Close (prev. day)	0.165 EUR
VWAP	-
Volume (pcs)	0
Trading volume	0.00
Number of trades	6
Last size	0

Futures and Options

Related Futures	-
Related Options	-










5y



Information about previous performance does not guarantee future performance.

Source: FactSet

Recent research

on sector		
Date	Headline	Download
2024/07/26	 Equity Weekly	
2024/07/24	 Global Equity Ratings	
2024/07/24	 Aktienempfehlungen Global	
2024/07/15	 Aktienempfehlungen Global	
2024/07/12	 Equity Weekly	

Details

2024/07/26 19:32:03

Price

0.165 EUR

Difference ↔ 0.00% (0.00)

General attributes

ISIN	CA73929Q1072
Symbol	PWM
Exchange	Duesseldorf
Currency	EUR
Sector	Energy / Commodities
Security type	Stock
Market cap (m)	25 EUR
Benchmark	S&P/TSX 60 INDEX

Market data

Bid (Bid size)	-
Ask (Ask size)	-
Open	0.165 EUR
High	0.165 EUR
Low	0.165 EUR
Close (prev. day)	0.165 EUR
VWAP	-
Volume (pcs)	0
Trading volume	0.00
Number of trades	6
Last size	0

Performance and Risk

	6m	1y	3y
Perf (%)	+9.63%	-34.78%	+36.36%
Perf (abs.)	+0.01	-0.09	+0.04
Beta	1.09	0.93	0.96
Volatility	78.83	70.68	78.77

5y



Information about previous performance does not guarantee future performance.
Source: FactSet

Price data

Ø price 5 days Ø volume 5 days (pcs.)	0.168 EUR (2,000)
Ø price 30 days Ø volume 30 days (pcs.)	0.173 EUR (507)
Ø price 100 days Ø volume 100 days (pcs.)	0.196 EUR (225)
Ø price 250 days Ø volume 250 days (pcs.)	0.194 EUR (130)
YTD High date	0.313 EUR (2024/04/03)
YTD Low date	0.142 EUR (2024/02/06)
52 Weeks High date	0.313 EUR (2024/04/03)
52 Weeks Low date	0.142 EUR (2024/02/06)

All listings for POWER METALS CORP

Exchange ↕	Date	Time	Price	Trading volume (mio.)	Number of trades
Tradegate	2024/07/26	22:26	0.176 EUR	0.00	1
TSX Venture Exchange	2024/07/26	21:59	0.255 CAD	0.01	10
Stuttgart	2024/07/26	14:44	0.1655 EUR	0.00	4
Munich	2024/07/26	08:00	0.1655 EUR	0.00	2
Frankfurt	2024/07/26	15:29	0.1655 EUR	0.01	2

	26						
FINRA other OTC Issues	2024/07/26	21:50	0.1884 USD	0.01		10	
Duesseldorf	2024/07/26	19:32	0.165 EUR	0.00		6	
Berlin	2024/07/26	20:22	0.1725 EUR	0.00		13	

Company profile

Company Logo



Company Profile

-

Contact Details

POWER METALS

--

Telefon: -

Fax: -

E-mail: -