

CEMBRA MONEY BANK AG

ISIN: CH0225173167 WKN: 22517316

Overview

2023/10/24 17:17:00

Price
66.00 USDDifference  -5.71% (-4.00)

General attributes

ISIN	CH0225173167
Symbol	CMBN
Exchange	FINRA other OTC Issues
Currency	USD
Sector	Financial
Security type	Stock
Market cap (m)	2,116 EUR
Benchmark	SWISS MARKET INDEX

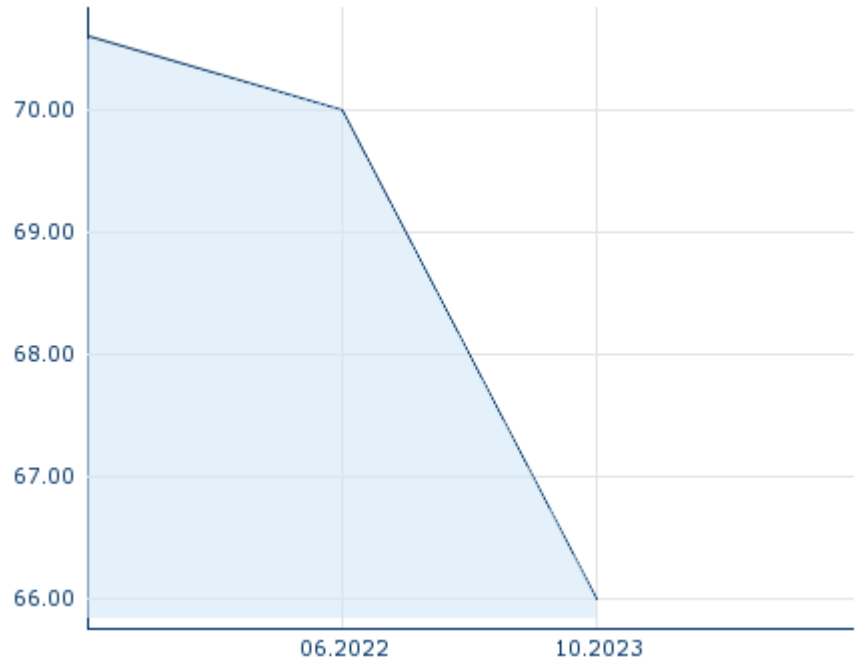
Market data

Bid (Bid size)	-
Ask (Ask size)	-
Open	66.00 USD
High	66.00 USD
Low	66.00 USD
Close (prev. day)	70.00 USD
VWAP	66.00 USD
Volume (pcs)	2,750
Trading volume	183,377.55
Number of trades	2
Last size	2,000

Futures and Options

Related Futures	-
Related Options	435


5y



Information about previous performance does not guarantee future performance.

Source: FactSet

Recent research

on sector		on market	
Date		Headline	Download
2024/04/26		Global Equity Ratings	
2024/04/26		Aktienempfehlungen Global	
2024/04/19		Equity Weekly	
2024/04/15		Aktienempfehlungen Österreich	
2024/04/03		Global Equity Ratings	

Details

2023/10/24 17:17:00

Price

66.00 USD

Difference  -5.71% (-4.00)

General attributes

ISIN	CH0225173167
Symbol	CMBN
Exchange	FINRA other OTC Issues
Currency	USD
Sector	Financial
Security type	Stock
Market cap (m)	2,116 EUR
Benchmark	SWISS MARKET INDEX

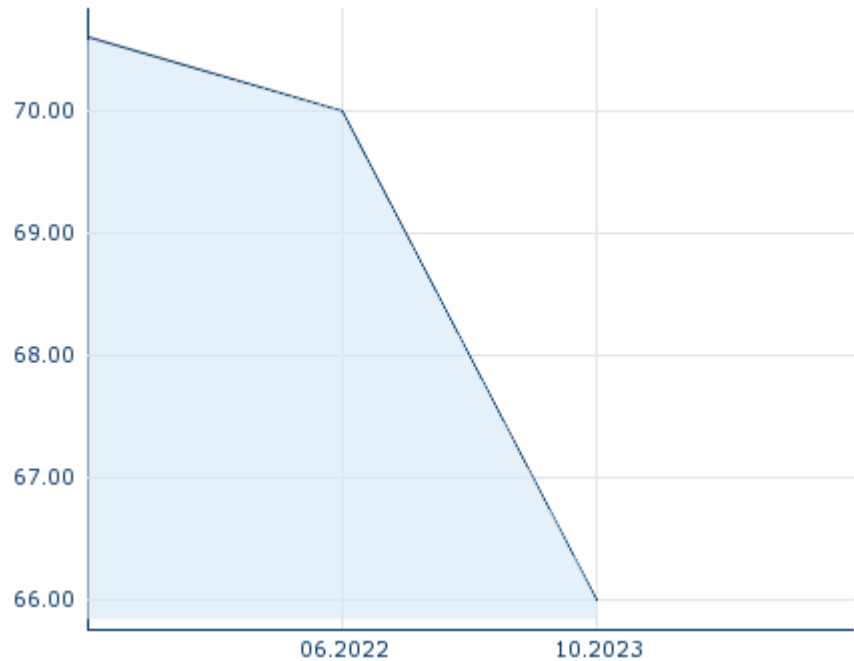
Market data

Bid (Bid size)	-
Ask (Ask size)	-
Open	66.00 USD
High	66.00 USD
Low	66.00 USD
Close (prev. day)	70.00 USD
VWAP	66.00 USD
Volume (pcs)	2,750
Trading volume	183,377.55
Number of trades	2
Last size	2,000

Performance and Risk

	6m	1y	3y
Perf (%)	-	-	-
Perf (abs.)	-	-	-
Beta	0.45	0.49	0.66
Volatility	-	-	-

5y



Information about previous performance does not guarantee future performance.
Source: FactSet

Price data

Ø price 5 days Ø volume 5 days (pcs.)	- USD (-)
Ø price 30 days Ø volume 30 days (pcs.)	- USD (-)
Ø price 100 days Ø volume 100 days (pcs.)	66.00 USD (28)
Ø price 250 days Ø volume 250 days (pcs.)	66.00 USD (12)
YTD High date	- USD (-)
YTD Low date	- USD (-)
52 Weeks High date	66.00 USD (2023/10/24)
52 Weeks Low date	66.00 USD (2023/10/24)

Arbitrage views

Exchange 	Date	Time	Price	Trading volume (mio.)	Number of trades
SIX Swiss Exchange	2024/04/29	12:15	70.90 CHF	1.37	290
London Stock Exchange	2023/10/24	17:45	61.3171 CHF	0.05	1
Frankfurt	2019/06/28	17:14	84.10 EUR	0.00	7
FINRA other OTC Issues	2023/10/24	17:17	66.00 USD	0.18	2
Berlin	2019/06/28	15:58	84.30 EUR	0.00	4

Company profile

Company Logo

Contact Details

CEMBRA MONEY BANK AG

--

Bändliweg 20 - 8048 Zürich

Telefon: +41-44-439-81-11

Fax: +

E-mail: media@cembra.ch

Company Profile

-

Members of Management Board

Holger Laubenthal	Chairman of Managing Board
-------------------	----------------------------

Alona Eiduka	Member of Executive Committee
--------------	-------------------------------

Christian Schmitt	Member of Executive Committee
-------------------	-------------------------------

Christian Stolz	Member of Executive Committee
-----------------	-------------------------------

Eric Anliker	Member of Executive Committee
--------------	-------------------------------

Pascal Perritaz	Member of Executive Committee
-----------------	-------------------------------

Peter Schnellmann	Member of Executive Committee
-------------------	-------------------------------

Sandra Babylon	Member of Executive Committee
----------------	-------------------------------

Volker Gloe	Member of Executive Committee
-------------	-------------------------------

Board of directors

Monica Mächler-Erne	Member of the administrative board
---------------------	------------------------------------

Marc Berg	Member of the administrative board
-----------	------------------------------------

Susanne Klöß-Braekler	Member of the administrative board
-----------------------	------------------------------------

Thomas Buess	Member of the administrative board
--------------	------------------------------------

Franco Morra	Chairman of the administrative board
--------------	--------------------------------------