

## BIRCHCLIFF ENERGY LTD.

ISIN: CA0906971035 WKN: -

## Overview

2024/07/10 08:11:34

Price

4.054 EUR

Difference  -4.23% (-0.18)

## General attributes

ISIN	CA0906971035
Symbol	BIR
Exchange	Duesseldorf
Currency	EUR
Sector	Energy / Commodities
Security type	Stock
Market cap (m)	1,106 EUR
Benchmark	S&P/TSX 60 INDEX

## Market data

Bid (Bid size)	4.069 EUR (800)
Ask (Ask size)	4.16 EUR (800)
Open	4.054 EUR
High	4.054 EUR
Low	4.054 EUR
Close (prev. day)	4.233 EUR
VWAP	-
Volume (pcs)	0
Trading volume	0.00
Number of trades	1
Last size	0

## Futures and Options









Related Futures	-
Related Options	-

5y



Information about previous performance does not guarantee future performance.  
Source: FactSet

## Recent research

on sector			
Date		Headline	Download
2024/07/09		Aktienempfehlungen Österreich	
2024/06/24		Aktienempfehlungen Österreich	
2024/06/21		Global Equity Ratings	
2024/06/21		Aktienempfehlungen Global	
2024/06/14		Equity Weekly	

## Details

2024/07/10 08:11:34

## Price

4.054 EUR

Difference 📉 -4.23% (-0.18)

## General attributes

ISIN	CA0906971035
Symbol	BIR
Exchange	Duesseldorf
Currency	EUR
Sector	Energy / Commodities
Security type	Stock
Market cap (m)	1,106 EUR
Benchmark	S&P/TSX 60 INDEX

## Market data

Bid (Bid size)	4.069 EUR (800)
Ask (Ask size)	4.16 EUR (800)
Open	4.054 EUR
High	4.054 EUR
Low	4.054 EUR
Close (prev. day)	4.233 EUR
VWAP	-
Volume (pcs)	0
Trading volume	0.00
Number of trades	1
Last size	0

## Performance and Risk

	6m	1y	3y
Perf (%)	+8.54%	-22.33%	+25.24%
Perf (abs.)	+0.33	-1.22	+0.85
Beta	1.54	1.11	1.58
Volatility	41.98	38.65	48.06

5y



Information about previous performance does not guarantee future performance.  
Source: FactSet

## Price data

Ø price 5 days   Ø volume 5 days (pcs.)	4.163 EUR (0)
Ø price 30 days   Ø volume 30 days (pcs.)	4.093 EUR (26)
Ø price 100 days   Ø volume 100 days (pcs.)	3.840 EUR (8)
Ø price 250 days   Ø volume 250 days (pcs.)	4.392 EUR (3)
YTD High   date	4.283 EUR (2024/06/12)
YTD Low   date	3.162 EUR (2024/02/06)
52 Weeks High   date	5.838 EUR (2023/09/12)
52 Weeks Low   date	3.162 EUR (2024/02/06)

## All listings for BIRCHCLIFF ENERGY LTD.

Exchange	Date	Time	Price	Trading volume (mio.)	Number of trades
Tradegate	2024/07/09	22:02	4.118 EUR	0.00	1
Toronto Stock Exchange	2024/07/09	22:00	6.07 CAD	6.02	2,624
Stuttgart	2024/07/10	13:15	4.066 EUR	0.00	3
Munich	2024/07/10	08:04	4.141 EUR	0.00	1
Frankfurt	2024/07/10	08:02	4.086 EUR	0.00	1

	10					
FINRA other OTC Issues	2024/07/09	21:48	4.45 USD	0.47		24
Duesseldorf	2024/07/10	08:11	4.054 EUR	0.00		1
Berlin	2024/07/10	08:04	4.087 EUR	0.00		1

## Company profile

### Company Logo



### Contact Details

BIRCHCLIFF ENERGY LTD.

--

Suite 2900, 5th Avenue S.W. 605 T2P 0L4  
Calgary, AB

Telefon: +1 403 261 6401

Fax: +1 403 261 6424

E-mail: [info@birchcliffenergy.com](mailto:info@birchcliffenergy.com)

### Company Profile

-

#### Members of Management Board

A. Jeffery Tonken	Chairman of Managing Board
Bruno P. Geremia	Member of Executive Committee
Christopher A. Carlsen	Member of Executive Committee
David M. Humphreys	Member of Executive Committee
Hue Tran	Member of Executive Committee
Myles R. Bosman	Member of Executive Committee
Robyn Bourgeois	Member of Executive Committee
Theo van der Werken	Member of Executive Committee

#### Board of directors

A. Tonken	Chairman of Supervisory Board
Cameron Proctor	Member of Supervisory Board
Debbie Gerlach	Member of Supervisory Board
Dennis Dawson	Member of Supervisory Board
James Surbey	Member of Supervisory Board
Stacey McDonald	Member of Supervisory Board