

## AEROVATE THERAPEUTICS INC COM USD0.0001

ISIN: **US0080641071** WKN: **008064107**

## Overview

2024/09/17 22:00:00

Price  
1.91 USDDifference  0.00% (0.00)

## General attributes

ISIN	US0080641071
Symbol	AVTE
Exchange	Nasdaq
Currency	USD
Sector	-
Security type	Stock
Market cap (m)	50 EUR
Benchmark	S&P 500

## Market data

Bid (Bid size)	1.87 USD (200)
Ask (Ask size)	1.92 USD (10,000)
Open	1.92 USD
High	1.9607 USD
Low	1.88 USD
Close (prev. day)	1.91 USD
VWAP	1.917319 USD
Volume (pcs)	226,685
Trading volume	434,487.17
Number of trades	1,872
Last size	-

## Futures and Options







Related Futures	-
Related Options	-

5y



Information about previous performance does not guarantee future performance.  
Source: FactSet

## Recent research

on market			
Date		Headline	Download
2024/09/11		Global Equity Ratings	
2024/09/11		Aktienempfehlungen Global	
2024/09/09		Marktkommentar	
2024/09/05		Global Equity Ratings	
2024/09/05		Aktienempfehlungen Global	

## Details

2024/09/17 22:00:00

## Price

1.91 USD

Difference ➔ 0.00% (0.00)

## General attributes

ISIN	US0080641071
Symbol	AVTE
Exchange	Nasdaq
Currency	USD
Sector	-
Security type	Stock
Market cap (m)	50 EUR
Benchmark	S&P 500

## Market data

Bid (Bid size)	1.87 USD (200)
Ask (Ask size)	1.92 USD (10,000)
Open	1.92 USD
High	1.9607 USD
Low	1.88 USD
Close (prev. day)	1.91 USD
VWAP	1.917319 USD
Volume (pcs)	226,685
Trading volume	434,487.17
Number of trades	1,872
Last size	-

## Performance and Risk

	6m	1y	3y
Perf (%)	-92.85%	-85.48%	-90.53%
Perf (abs.)	-24.79	-11.24	-18.25
Beta	-	-	-
Volatility	392.77	284.27	181.18

5y



Information about previous performance does not guarantee future performance.  
Source: FactSet

## Price data

Ø price 5 days   Ø volume 5 days (pcs.)	1.90 USD (200,578)
Ø price 30 days   Ø volume 30 days (pcs.)	1.84 USD (211,535)
Ø price 100 days   Ø volume 100 days (pcs.)	8.35 USD (814,305)
Ø price 250 days   Ø volume 250 days (pcs.)	14.60 USD (391,231)
YTD High   date	32.42 USD (2024/04/01)
YTD Low   date	1.25 USD (2024/06/20)
52 Weeks High   date	32.42 USD (2024/04/01)
52 Weeks Low   date	1.25 USD (2024/06/20)

## All listings for AEROVATE THERAPEUTICS INC COM USD0.0001

Exchange	Date	Time	Price	Trading volume (mio.)	Number of trades
Nasdaq	2024/09/17	22:00	1.91 USD	0.43	1,872

## Company profile

### Company Logo

### Company Profile

#### Contact Details

AEROVATE THERAPEUTICS INC

--

----

Telefon: -

Fax: -

E-mail: -