

HYDROGENE DE FRANCE

ISIN: **FR0014003VY4** WKN: -

Overview

2024/07/24 15:35:39

Price
6.39 EURDifference  -3.18% (-0.21)

General attributes

ISIN	FR0014003VY4
Symbol	HDF
Exchange	Stuttgart
Currency	EUR
Sector	Energy / Commodities
Security type	Stock
Market cap (m)	94 EUR
Benchmark	CAC 40 INDEX

Market data

Bid (Bid size)	- (0)
Ask (Ask size)	- (0)
Open	6.55 EUR
High	6.55 EUR
Low	6.39 EUR
Close (prev. day)	6.60 EUR
VWAP	-
Volume (pcs)	0
Trading volume	0.00
Number of trades	9
Last size	0

Futures and Options











Related Futures	-
Related Options	-

5y



Information about previous performance does not guarantee future performance.
Source: FactSet

Recent research

on sector		on market	
Date		Headline	Download
2024/07/24		Global Equity Ratings	
2024/07/24		Aktienempfehlungen Global	
2024/07/15		Aktienempfehlungen Global	
2024/07/12		Equity Weekly	
2024/07/12		Global Equity Ratings	

Details

2024/07/24 15:35:39

Price

6.39 EUR

Difference 📉 -3.18% (-0.21)

General attributes

ISIN	FR0014003VY4
Symbol	HDF
Exchange	Stuttgart
Currency	EUR
Sector	Energy / Commodities
Security type	Stock
Market cap (m)	94 EUR
Benchmark	CAC 40 INDEX

Market data

Bid (Bid size)	- (0)
Ask (Ask size)	- (0)
Open	6.55 EUR
High	6.55 EUR
Low	6.39 EUR
Close (prev. day)	6.60 EUR
VWAP	-
Volume (pcs)	0
Trading volume	0.00
Number of trades	9
Last size	0

Performance and Risk

	6m	1y	3y
Perf (%)	-43.85%	-62.63%	-79.01%
Perf (abs.)	-4.99	-10.71	-24.06
Beta	0.27	-0.10	0.21
Volatility	45.88	42.58	34.57

5y



Information about previous performance does not guarantee future performance.
Source: FactSet

Price data

Ø price 5 days Ø volume 5 days (pcs.)	6.52 EUR (0)
Ø price 30 days Ø volume 30 days (pcs.)	6.60 EUR (18)
Ø price 100 days Ø volume 100 days (pcs.)	6.77 EUR (14)
Ø price 250 days Ø volume 250 days (pcs.)	10.25 EUR (9)
YTD High date	12.64 EUR (2024/01/02)
YTD Low date	5.80 EUR (2024/03/26)
52 Weeks High date	17.70 EUR (2023/08/01)
52 Weeks Low date	5.80 EUR (2024/03/26)

Arbitrage views

Exchange	Date	Time	Price	Trading volume (mio.)	Number of trades
Stuttgart	2024/07/24	15:35	6.39 EUR	0.00	9
Munich	2024/07/24	08:00	6.55 EUR	0.00	2
Frankfurt	2024/07/24	15:29	6.14 EUR	0.00	5
Euronext Paris	2024/07/24	17:19	6.52 EUR	0.09	72
Duesseldorf	2024/07/24	08:12	6.54 EUR	0.00	3

Company profile

Company Logo



Company Profile

-

Contact Details

HYDROGENE DE FRANCE

--

Telefon: -

Fax: -

E-mail: -