

AEMETIS INC.

ISIN: US00770K2024

WKN: 00770K202

Overview

2024/09/13 19:31:30

Price

2.108 EUR

Difference  -2.41% (-0.05)

General attributes

ISIN US00770K2024

Symbol AMTX

Exchange Duesseldorf

Currency EUR

Sector Chemical / Pharmaceutical / Health

Security type Stock

Market cap (m) 103 EUR

Benchmark S&P 500

Market data

Bid (Bid size) -

Ask (Ask size) -

Open 2.176 EUR

High 2.182 EUR

Low 2.108 EUR

Close (prev. day) 2.16 EUR

VWAP -

Volume (pcs) 0

Trading volume 0.00

Number of trades 6

Last size 0

Futures and Options

Related Futures -

Related Options -










5y



Information about previous performance does not guarantee future performance.

Source: FactSet

Recent research

on sector		on market	
Date		Headline	Download
2024/09/13		Equity Weekly	
2024/09/11		Global Equity Ratings	
2024/09/11		Aktienempfehlungen Global	
2024/09/09		Aktienempfehlungen Österreich	
2024/09/05		Global Equity Ratings	

Details

2024/09/13 19:31:30

Price

2.108 EUR

Difference ▼ -2.41% (-0.05)

General attributes

ISIN	US00770K2024
Symbol	AMTX
Exchange	Duesseldorf
Currency	EUR
Sector	Chemical / Pharmaceutical / Health
Security type	Stock
Market cap (m)	103 EUR
Benchmark	S&P 500

Market data

Bid (Bid size)	-
Ask (Ask size)	-
Open	2.176 EUR
High	2.182 EUR
Low	2.108 EUR
Close (prev. day)	2.16 EUR
VWAP	-
Volume (pcs)	0
Trading volume	0.00
Number of trades	6
Last size	0

Performance and Risk

	6m	1y	3y
Perf (%)	-30.08%	-58.67%	-79.92%
Perf (abs.)	-0.91	-2.99	-8.39
Beta	-	-	-
Volatility	106.86	92.17	99.53

5y



Information about previous performance does not guarantee future performance.
Source: FactSet

Price data

Ø price 5 days Ø volume 5 days (pcs.)	2.090 EUR (0)
Ø price 30 days Ø volume 30 days (pcs.)	2.247 EUR (0)
Ø price 100 days Ø volume 100 days (pcs.)	2.896 EUR (3)
Ø price 250 days Ø volume 250 days (pcs.)	3.530 EUR (33)
YTD High date	6.000 EUR (2024/03/22)
YTD Low date	1.944 EUR (2024/09/05)
52 Weeks High date	6.000 EUR (2024/03/22)
52 Weeks Low date	1.944 EUR (2024/09/05)

All listings for AEMETIS INC.

Exchange	Date	Time	Price	Trading volume (mio.)	Number of trades
Tradegate	2024/09/13	22:26	2.18 EUR	0.00	1
Stuttgart	2024/09/13	20:07	2.094 EUR	0.00	4
Nasdaq	2024/09/13	22:00	2.42 USD	0.83	2,917
Munich	2024/09/13	17:25	2.164 EUR	0.00	2
Frankfurt	2024/09/13	08:02	2.178 EUR	0.00	1
Duesseldorf	2024/09/13	19:31	2.108 EUR	0.00	6
Berlin	2024/09/13	21:00	2.17 EUR	0.00	9

Company profile

Company Logo



Company Profile

-

Contact Details

AEMETIS

--

Telefon: -

Fax: -

E-mail: -