

CGX ENERGY INC.

ISIN: CA1254055066 WKN: -

Overview

2024/07/26 22:02:11

Price

0.158 EUR

Difference  1.94% (0.00)

General attributes

ISIN	CA1254055066
Symbol	OYL
Exchange	Tradegate
Currency	EUR
Sector	Energy / Commodities
Security type	Stock
Market cap (m)	54 EUR
Benchmark	S&P/TSX 60 INDEX

Market data

Bid (Bid size)	0.152 EUR (6,592)
Ask (Ask size)	0.164 EUR (6,072)
Open	0.158 EUR
High	0.158 EUR
Low	0.158 EUR
Close (prev. day)	0.155 EUR
VWAP	0.172 EUR
Volume (pcs)	-
Trading volume	-
Number of trades	1
Last size	-

Futures and Options

Related Futures	-
Related Options	-









5y



Information about previous performance does not guarantee future performance.

Source: FactSet

Recent research

on sector			
Date		Headline	Download
2024/07/26		Equity Weekly	
2024/07/24		Global Equity Ratings	
2024/07/24		Aktienempfehlungen Global	
2024/07/15		Aktienempfehlungen Global	
2024/07/12		Equity Weekly	

Details

2024/07/26 22:02:11

Price

0.158 EUR

Difference ▲ 1.94% (0.00)

General attributes

ISIN	CA1254055066
Symbol	OYL
Exchange	Tradegate
Currency	EUR
Sector	Energy / Commodities
Security type	Stock
Market cap (m)	54 EUR
Benchmark	S&P/TSX 60 INDEX

Market data

Bid (Bid size)	0.152 EUR (6,592)
Ask (Ask size)	0.164 EUR (6,072)
Open	0.158 EUR
High	0.158 EUR
Low	0.158 EUR
Close (prev. day)	0.155 EUR
VWAP	0.172 EUR
Volume (pcs)	-
Trading volume	-
Number of trades	1
Last size	-

Performance and Risk

	6m	1y	3y
Perf (%)	-42.70%	-82.16%	-85.91%
Perf (abs.)	-0.12	-0.71	-0.95
Beta	0.99	0.84	1.28
Volatility	56.94	85.27	96.42

5y



Information about previous performance does not guarantee future performance.
Source: FactSet

Price data

Ø price 5 days Ø volume 5 days (pcs.)	0.159 EUR (2)
Ø price 30 days Ø volume 30 days (pcs.)	0.181 EUR (201)
Ø price 100 days Ø volume 100 days (pcs.)	0.220 EUR (261)
Ø price 250 days Ø volume 250 days (pcs.)	0.370 EUR (555)
YTD High date	0.276 EUR (2024/01/23)
YTD Low date	0.155 EUR (2024/07/25)
52 Weeks High date	0.884 EUR (2023/08/01)
52 Weeks Low date	0.155 EUR (2024/07/25)

All listings for CGX ENERGY INC.

Exchange ⊕	Date	Time	Price	Trading volume (mio.)	Number of trades
Tradegate	2024/07/26	22:02	0.158 EUR	0.00	1
TSX Venture Exchange	2024/07/26	21:35	0.24 CAD	0.01	18
Stuttgart	2024/07/26	14:44	0.149 EUR	0.00	4
Munich	2024/07/26	08:02	0.169 EUR	0.00	1
Frankfurt	2024/07/26	08:03	0.142 EUR	0.00	2

	26					
FINRA other OTC Issues	2024/07/ 26	18:19	0.17 USD	0.00		23
Berlin	2024/07/ 26	20:22	0.156 EUR	0.00		13

Company profile

Company Logo



Company Profile

-

Contact Details

CGX ENERGY

--

Telefon: -

Fax: -

E-mail: -