

## EVT LTD.

ISIN: AU000000EVT1

WKN: EVT

## Overview

2024/07/18 08:00:53

Price  
6.75 EURDifference  -1.46% (-0.10)

## General attributes

ISIN	AU000000EVT1
Symbol	EVT
Exchange	Frankfurt
Currency	EUR
Sector	Media / Entertainment / Recreation
Security type	Stock
Market cap (m)	1,108 EUR
Benchmark	ASX ALL ORDINARIES INDEX

## Market data

Bid (Bid size)	-
Ask (Ask size)	-
Open	6.75 EUR
High	6.75 EUR
Low	6.75 EUR
Close (prev. day)	6.85 EUR
VWAP	7.20 EUR
Volume (pcs)	0
Trading volume	0.00
Number of trades	1
Last size	0

## Futures and Options




Related Futures	-
Related Options	-

5y



Information about previous performance does not guarantee future performance.  
Source: FactSet

## Recent research

on sector	Date	Headline	Download
	2024/07/15	 Aktienempfehlungen Global	
	2024/07/12	 Global Equity Ratings	
	2024/07/09	 Aktienempfehlungen Österreich	
	2024/06/28	 Equity Weekly	
	2024/06/24	 Aktienempfehlungen Österreich	

## Details

2024/07/18 08:00:53

## Price

6.75 EUR

Difference ▼ -1.46% (-0.10)

## General attributes

ISIN	AU000000EVT1
Symbol	EVT
Exchange	Frankfurt
Currency	EUR
Sector	Media / Entertainment / Recreation
Security type	Stock
Market cap (m)	1,108 EUR
Benchmark	ASX ALL ORDINARIES INDEX

## Market data

Bid (Bid size)	-
Ask (Ask size)	-
Open	6.75 EUR
High	6.75 EUR
Low	6.75 EUR
Close (prev. day)	6.85 EUR
VWAP	7.20 EUR
Volume (pcs)	0
Trading volume	0.00
Number of trades	1
Last size	0

## Performance and Risk

	6m	1y	3y
Perf (%)	-6.16%	-2.14%	-7.43%
Perf (abs.)	-0.45	-0.15	-0.55
Beta	0.91	1.04	1.06
Volatility	26.71	29.52	32.30

5y



Information about previous performance does not guarantee future performance.  
Source: FactSet

## Price data

Ø price 5 days   Ø volume 5 days (pcs.)	6.83 EUR (0)
Ø price 30 days   Ø volume 30 days (pcs.)	6.92 EUR (10)
Ø price 100 days   Ø volume 100 days (pcs.)	7.06 EUR (9)
Ø price 250 days   Ø volume 250 days (pcs.)	6.94 EUR (4)
YTD High   date	7.65 EUR (2024/01/29)
YTD Low   date	6.45 EUR (2024/02/21)
52 Weeks High   date	7.65 EUR (2024/01/29)
52 Weeks Low   date	6.00 EUR (2023/10/27)

## All listings for EVT LTD.

Exchange <span>⊕</span>	Date	Time	Price	Trading volume (mio.)	Number of trades
Stuttgart	2024/07/18	08:08	6.75 EUR	0.00	3
Hamburg	2024/07/18	08:00	6.75 EUR	0.00	1
Frankfurt	2024/07/18	08:00	6.75 EUR	0.00	1
FINRA other OTC Issues	-	-	-	0.00	-
Australian Securities	2024/07/18	08:10	11.10 AUD	9.43	3,105



## Company profile

### Company Logo



### Company Profile

-

### Contact Details

EVT LTD.

--

----

Telefon: -

Fax: -

E-mail: -