

OX2 AB

ISIN:

SE0016075337

WKN: -

Overview

2022/12/02 17:29:34

Price

74.10 SEK

Difference  -2.50% (-1.90)

General attributes

ISIN	SE0016075337
Symbol	OX2
Exchange	Nasdaq Stockholm
Currency	SEK
Sector	Energy / Commodities
Security type	Stock
Market cap (m)	1,857 EUR
Benchmark	OMX STOCKHOLM 30 INDEX

Market data

Bid (Bid size)	74.10 SEK (944)
Ask (Ask size)	74.15 SEK (480)
Open	75.95 SEK
High	76.70 SEK
Low	73.20 SEK
Close (prev. day)	76.00 SEK
VWAP	74.555112 SEK
Volume (pcs)	376,950
Trading volume	28,103,566.20
Number of trades	1,641
Last size	100

Futures and Options

Related Futures	-
Related Options	-







5y



Information about previous performance does not guarantee future performance.

Source: FactSet

Recent research

on sector			
Date		Headline	Download
2022/11/28		Aktienempfehlungen Österreich	
2022/11/28		Global Equity Ratings	
2022/11/28		Aktienempfehlungen Global	
2022/11/21		Aktienempfehlungen Österreich	
2022/11/18		Global Equity Ratings	

Details

2022/12/02 17:29:34

Price

74.10 SEK

Difference ▼ -2.50% (-1.90)

General attributes

ISIN	SE0016075337
Symbol	OX2
Exchange	Nasdaq Stockholm
Currency	SEK
Sector	Energy / Commodities
Security type	Stock
Market cap (m)	1,857 EUR
Benchmark	OMX STOCKHOLM 30 INDEX

Market data

Bid (Bid size)	74.10 SEK (944)
Ask (Ask size)	74.15 SEK (480)
Open	75.95 SEK
High	76.70 SEK
Low	73.20 SEK
Close (prev. day)	76.00 SEK
VWAP	74.555112 SEK
Volume (pcs)	376,950
Trading volume	28,103,566.20
Number of trades	1,641
Last size	100

Performance and Risk

	6m	1y	3y
Perf (%)	-17.67%	+32.80%	-
Perf (abs.)	-15.90	+18.30	-
Beta	1.10	0.99	0.76
Volatility	59.53	62.14	55.50

5y



Information about previous performance does not guarantee future performance.

Source: FactSet

Price data

Ø price 5 days Ø volume 5 days (pcs.)	75.81 SEK (1,016,031)
Ø price 30 days Ø volume 30 days (pcs.)	77.19 SEK (945,764)
Ø price 100 days Ø volume 100 days (pcs.)	85.57 SEK (571,736)
Ø price 250 days Ø volume 250 days (pcs.)	74.54 SEK (500,786)
YTD High date	110.30 SEK (2022/08/03)
YTD Low date	41.30 SEK (2022/02/22)
52 Weeks High date	110.30 SEK (2022/08/03)
52 Weeks Low date	41.30 SEK (2022/02/22)

Arbitrage views

Exchange	Date	Time	Price	Trading volume (mio.)	Number of trades
Nasdaq Stockholm	2022/12/02	17:29	74.10 SEK	28.10	1,641
Munich	2022/12/02	08:03	6.925 EUR	0.00	1
Frankfurt	2022/12/02	08:36	6.87 EUR	0.00	1
Duesseldorf	2022/12/02	21:00	6.675 EUR	0.00	12
Berlin	2022/12/02	08:10	6.865 EUR	0.00	1

Company profile

Company Logo



Company Profile

-

Contact Details

OX2 AB

--

Telefon: -

Fax: -

E-mail: -