

## NICOX S.A.

ISIN: **FR0013018124** WKN: -

## Overview

2024/07/23 08:42:17

Price  
0.1528 EURDifference  -4.98% (-0.01)

## General attributes

ISIN	FR0013018124
Symbol	ALCOX
Exchange	Duesseldorf
Currency	EUR
Sector	Chemical / Pharmaceutical / Health
Security type	Stock
Market cap (m)	11 EUR
Benchmark	CAC 40 INDEX

## Market data

Bid (Bid size)	-
Ask (Ask size)	-
Open	0.1528 EUR
High	0.1528 EUR
Low	0.1528 EUR
Close (prev. day)	0.1608 EUR
VWAP	-
Volume (pcs)	0
Trading volume	0.00
Number of trades	3
Last size	0

## Futures and Options







Related Futures	-
Related Options	-

5y



Information about previous performance does not guarantee future performance.  
Source: FactSet

## Recent research

	on sector	on market	
Date		Headline	Download
2024/07/15		Aktienempfehlungen Global	
2024/07/12		Global Equity Ratings	
2024/07/09		Aktienempfehlungen Österreich	
2024/06/24		Aktienempfehlungen Österreich	
2024/06/21		Global Equity Ratings	

## Details

2024/07/23 08:42:17

## Price

0.1528 EUR

Difference  -4.98% (-0.01)

## General attributes

ISIN	FR0013018124
Symbol	ALCOX
Exchange	Duesseldorf
Currency	EUR
Sector	Chemical / Pharmaceutical / Health
Security type	Stock
Market cap (m)	11 EUR
Benchmark	CAC 40 INDEX

## Market data

Bid (Bid size)	-
Ask (Ask size)	-
Open	0.1528 EUR
High	0.1528 EUR
Low	0.1528 EUR
Close (prev. day)	0.1608 EUR
VWAP	-
Volume (pcs)	0
Trading volume	0.00
Number of trades	3
Last size	0

## Performance and Risk

	6m	1y	3y
Perf (%)	-61.94%	-65.35%	-95.22%
Perf (abs.)	-0.25	-0.29	-3.04
Beta	0.12	0.08	0.46
Volatility	68.29	68.61	53.91



Information about previous performance does not guarantee future performance.  
Source: FactSet

## Price data

Ø price 5 days   Ø volume 5 days (pcs.)	0.1604 EUR (0)
Ø price 30 days   Ø volume 30 days (pcs.)	0.1876 EUR (283)
Ø price 100 days   Ø volume 100 days (pcs.)	0.3050 EUR (85)
Ø price 250 days   Ø volume 250 days (pcs.)	0.3580 EUR (34)
YTD High   date	0.4365 EUR (2024/02/16)
YTD Low   date	0.1482 EUR (2024/07/12)
52 Weeks High   date	0.4595 EUR (2023/11/02)
52 Weeks Low   date	0.1482 EUR (2024/07/12)

## Arbitrage views

Exchange 	Date	Time	Price	Trading volume (mio.)	Number of trades
Stuttgart	2024/07/23	15:31	0.148 EUR	0.00	10
Munich	2024/07/23	08:00	0.179 EUR	0.00	2
London Stock Exchange	2021/02/10	17:56	4.5172 EUR	0.00	1
Frankfurt	2024/07/23	21:50	0.128 EUR	0.00	3
FINRA other OTC	2023/12/	18:11	0.44 USD	0.00	1

Issues	28					
Euronext Growth Paris	2024/07/ 23	17:35	0.178	EUR	0.04	95
Duesseldorf	2024/07/ 23	08:42	0.1528	EUR	0.00	3
Berlin	2024/07/ 23	21:50	0.178	EUR	0.00	19

## Company profile

### Company Logo



### Contact Details

NICOX SA

--

Les Taissounières, Bat HB4 B.P. 313, Route  
des Dolines 1681 06906 Sophia Antipolis  
Cedex

Telefon: +33 (0)4 97 24 53 00

Fax: +33 (0)4 97 24 53 99

E-mail: [nicox@nicox.com](mailto:nicox@nicox.com)

### Company Profile

-

### Board of directors

Jean-François Labbé	Chairman of Supervisory Board
Adrienne Graves	Member of Supervisory Board
Lester Kaplan	Member of Supervisory Board
Lauren Silvernail	Member of Supervisory Board
Luzi Andreas von Bidder	Member of Supervisory Board
Michele Garufi	Member of Supervisory Board