

OX2 AB

ISIN: SE0016075337 WKN: -

Overview

2024/07/26 10:51:01

Price
5.08 EURDifference  2.38% (0.12)

General attributes

ISIN	SE0016075337
Symbol	OX2
Exchange	Frankfurt
Currency	EUR
Sector	Energy / Commodities
Security type	Stock
Market cap (m)	1,369 EUR
Benchmark	OMX STOCKHOLM 30 INDEX

Market data

Bid (Bid size)	-
Ask (Ask size)	-
Open	5.03 EUR
High	5.08 EUR
Low	5.03 EUR
Close (prev. day)	4.962 EUR
VWAP	5.08 EUR
Volume (pcs)	10
Trading volume	50.80
Number of trades	1
Last size	10

Futures and Options










Related Futures	1
Related Options	-

5y



Information about previous performance does not guarantee future performance.
Source: FactSet

Recent research

on sector			
Date		Headline	Download
2024/07/26		Equity Weekly	
2024/07/24		Global Equity Ratings	
2024/07/24		Aktienempfehlungen Global	
2024/07/15		Aktienempfehlungen Global	
2024/07/12		Equity Weekly	

Details

2024/07/26 10:51:01

Price

5.08 EUR

Difference ▲ 2.38% (0.12)

General attributes

ISIN	SE0016075337
Symbol	OX2
Exchange	Frankfurt
Currency	EUR
Sector	Energy / Commodities
Security type	Stock
Market cap (m)	1,369 EUR
Benchmark	OMX STOCKHOLM 30 INDEX

Market data

Bid (Bid size)	-
Ask (Ask size)	-
Open	5.03 EUR
High	5.08 EUR
Low	5.03 EUR
Close (prev. day)	4.962 EUR
VWAP	5.08 EUR
Volume (pcs)	10
Trading volume	50.80
Number of trades	1
Last size	10

Performance and Risk

	6m	1y	3y
Perf (%)	+6.50%	-13.01%	-9.61%
Perf (abs.)	+0.31	-0.76	-0.54
Beta	0.43	1.18	0.96
Volatility	65.40	61.33	57.39

5y



Information about previous performance does not guarantee future performance.
Source: FactSet

Price data

Ø price 5 days Ø volume 5 days (pcs.)	5.03 EUR (2)
Ø price 30 days Ø volume 30 days (pcs.)	5.18 EUR (10)
Ø price 100 days Ø volume 100 days (pcs.)	4.60 EUR (233)
Ø price 250 days Ø volume 250 days (pcs.)	4.47 EUR (208)
YTD High date	5.32 EUR (2024/05/31)
YTD Low date	3.21 EUR (2024/04/26)
52 Weeks High date	5.88 EUR (2023/07/28)
52 Weeks Low date	3.21 EUR (2024/04/26)

Arbitrage views

Exchange ⊕	Date	Time	Price	Trading volume (mio.)	Number of trades
Tradegate	2024/07/26	22:26	5.045 EUR	0.00	1
Stuttgart	2024/07/26	13:56	5.02 EUR	0.00	9
Nasdaq Stockholm	2024/07/26	18:00	59.00 SEK	3.28	157
Munich	2024/07/26	08:19	5.06 EUR	0.00	1
Frankfurt	2024/07/26	10:51	5.08 EUR	0.00	1

	26					
Duesseldorf	2024/07/ 26	19:32	5.00 EUR	0.00		7
Berlin	2024/07/ 26	08:13	5.035 EUR	0.00		3

Company profile

Company Logo



Company Profile

-

Contact Details

OX2 AB

--

Telefon: -

Fax: -

E-mail: -